

Jul 27, 2005

Last revised: Aug 03, 2005

**National Center for HIV/AIDS, Dermatology and STDs
Ministry of Health**



**Passive Surveillance Report on HIV/AIDS and Sexually
Transmitted Infections, VCCT and Others HIV/AIDS
Related in Cambodia in 2005**

July 2005

Report prepared by:

Heng Sopheab, MD, MPH

Data compiled by:

Surveillance Unit Staff

Table of Contents

I- Introduction	4
II- Objectives	5
III- Data collection procedure	6
IV- HIV/AIDS Case Reporting.....	7
V- Sexually Transmitted Infections (STIs).....	10
VI- Coverage of HIV Voluntary Confidentiality Counseling and Testing (VCCTs).....	14
VII- People living with HIV/AIDS (PLWHA) and access to HAART	18
VIII- Reported population sizes of sex workers	20
IX- Men having sex with men (MSM)	20
X- Drug use in Cambodia (no update information)	21
XI- Recommendation.....	23
XII- Appendix.....	24

List of Tables

Table 1: Report of HIV, AIDS and AIDS death cases from different sources, 2004.....	7
Table 2: AIDS cases by years of reporting	8
Table 3: AIDS cases by provinces (collected through PAOs), December 2004	9
Table 4: Reported STI cases by sex and age groups, January-November 2004.....	12
Table 5: Number of STD clinics and STD integrated services in Cambodia	11
Table 6: Numbers of VCCTs managed by Government and NGOs, 2004.....	14
Table 7: HIV Report from VCCTs in Cambodia, Jan 01- Sept 30, 2004.....	16
Table 8: Numbers of PLHA on ARV and Care services in Cambodia by 2004.....	19
Table 9: Number of sex workers reported from Provincial AIDS Office.....	20
Table 11: Total numbers of drug users reported in the 20 provinces and cities*	21

List of Figures

Figure 1 : Trend of the urethral discharge reported to the STD Clinics, 2003-2005	13
Figure 2 : Trend of the vaginal discharge reported to the STD Clinics, 2003-2005.....	13
Figure 3: Numbers of people tested for HIV at VCCTs over time.....	17
Figure 4 : Trend of HIV prevalence among clients visited VCCTs, 1997-2005	17
Figure 5: The rising trends of ATS confiscated by the police	22

I- Introduction

Cambodia is still a country with the highest HIV prevalence in Southeast Asia though recently the Joint United Program on HIV/AIDS (UNAIDS) has recognized the decline of new HIV, other sexually transmitted infections (STI) and a significant reduction of risk behavior due to the massive prevention program targeting sexual transmission. **(WHO/UNAIDS: AIDS epidemic update, December 2004)**. HIV was first detected in National Blood Transfusion Center in Phnom Penh in 1991 and in 1993 the first cases of AIDS were diagnosed. The latest available data from the HIV Sentinel Surveillance 2003 showed the estimated HIV prevalence by sentinel group as follows: brothel-based female sex workers (DFSW), 20.8%; indirect female sex workers (IDFSW), 11.7%; policemen, 2.5%; and pregnant women attending ANC clinics, 2.2% with the estimated 123,100 people living with HIV/AIDS among adult population aged 15-49 (65,600 men and 57,500 women), which was equivalent to 1.9% **(HSS 2003 Dissemination result)**.

Generally HIV/AIDS and STI related data in Cambodia come from two main sources: routine centralized case reporting (also called passive surveillance) and survey of the selected populations. In the past, epidemiological data on HIV/AIDS in Cambodia has relied mainly on the active HIV/AIDS surveillance program. This program has three major components: HIV sentinel surveillance (HSS), behavioral surveillance survey (BSS) and Sexually Transmitted Diseases Surveillance (SSS). The HSS was first conducted in 1995 on the annual basis until 2001 and the BSS was first conducted in 1997. Since then the HSS and BSS were conducted on the annual basis until 2001. And the two rounds of SSS were completed in 1996 and 2000 and the data collection of the SSS 2005 will be soon finished in mid August 2005. From the surveillance consensus meeting, it has been agreed that from the 2001, the HSS and the BSS should be conducted biennially. This surveillance program serves as a good monitoring system on the trends of HIV/AIDS/STI epidemic and related risk sexual behavior determinants and to provide guidance for policy development, program planning, and interventions. Furthermore this active surveillance system has been recognized internationally as a good monitoring system of HIV/AIDS epidemic in Cambodia **(UNAIDS, check Vonthanak for more references??)**. However, the HIV/STI related passive surveillance system, which is useful for collecting the information about the burden of the STIs including HIV/AIDS, is still weak. According to the Health Information System (HIS), Ministry of Health (MoH), all HIV/AIDS and STD cases must be reported to HIS, and there is a big gap between the such as reported numbers vs. estimated number of HIV/AIDS. Moreover, all cases reported to HIS are to some extent not satisfying because of the inadequate information collected. Epidemiological studies show that only about 10% of HIV positive cases and AIDS diagnosed patients are reported to MoH **(Ref: Saphonn et al, Abstract #55, First Cambodia National AIDS Conference)**.

As recommended by WHO and UNAIDS, all countries have to report the HIV/AIDS cases though low reporting rates are expected to be common especially in developing countries because HIV/AIDS case reporting remains an important tool and is useful for estimating the burden of HIV/AIDS and STIs related morbidity and mortality, and planning for the health care services in the short run **(WHO STI/HIV Surveillance)**, especially in the case of Cambodia where one of the National Center for HIV/AIDS, Dermatology and STDs (NCHADS) and MoH's priorities is to target on HIV/AIDS/STI care. Therefore, this is the third time of a series of HIV/AIDS and STD related passive surveillance report. A main purpose of this report is to try to compile a comprehensive all

data sources available in Cambodia both from the government and non-government sectors related to HIV/AIDS/STI prevention and care and to serve as a useful reference for those who working with HIV/AIDS/STI prevention and care. Also a number of risk groups such as sex workers will be included in the report because of its usefulness for monitoring the change in pattern of commercial sex in Cambodia and for in part will be useful for the purpose of the estimate of HIV infection, input for the projection and modeling and size estimation.

II- Objectives

- 1- To update all HIV/STI related data available from all sources for program planning and interventions.
- 2- To provide up-to-date information related to HIV/AIDS, STI, VCTs and other HIV/AIDS related data from the existing reporting systems.
- 3- To write the report and disseminate it to all sector involved in the HIV/AIDS prevention and care on the semester basis.
- 4- To compile the information related to the ARV services and number of cases received ARV in comparison with the 3 by 5 target
- 5- To get comments and suggestions regarding the existing reporting systems and to improve the quality of the report for better use of the data for program planning and interventions.

III- Data collection procedure

The primary data sources: records, information and reporting documents are collected from STD Unit, VCCT Subunit, AIDS Care Unit, BCC Unit. Additionally, complementary or missing data or report to the central level (NCHADS) was collected and assessed by the Surveillance Unit staff at some specific provincial levels. By this time we increased a number of provinces up to 13 provinces comparing with 8 provinces in the previous report so that we have a more better understanding about the underlying issues related to reporting system and the improvement of the reporting flow will be made accordingly. The followings are provinces that additional or information was collected: Banteay Meanchey, Battambang, Pailin, Siem Reap, Kampong Cham, Sihanouk Ville, Koh Kong, Prey Veng, Svay Rieng, Takeo, Kampot Stung Treng and Rattanakiri. The following sections include HIV/AIDS case report, STI case report, voluntary counseling and HIV testing, update numbers of people living with HIV/AIDS receiving ARV, report of number of high risk group, **MSM, and drug use in Cambodia.**

IV- HIV/AIDS Case Reporting

HIV/AIDS case reporting is a very problematic in Cambodia because of the limited government health infrastructure, inadequate human resources at all levels, no duplication control system available, limited understanding the usefulness of the case reporting, and may be the lack of motivation. Given this situation, HIV/AIDS case reporting is not reliable and useful for assessing the health care need (such as OI drug estimate) in Cambodia. As recommended from WHO and UNAIDS in 1999, most of the countries compile the AIDS case reporting and send to WHO regularly based on the standardized format developed by WHO. This makes NCHADS difficult to fill in this task properly the yearly-basis report form requested by WHO because of the different and mixing report format in different institutions within the country from both government and NGOs; therefore, since 2000, Cambodia has not been able to report any AIDS cases to WHO. Despite this difficulty in the report to WHO, in 2003 NCHADS has restarted to fill in the WHO form. In addition to that, *AIDS case definition in Cambodia is still not widely disseminated to all provincial health* departments especially Referral Hospitals and other HIV/AIDS related profit and non profit organizations who have been working with clinical care for people living with HIV/AIDS though the case definition was already finalized by the AIDS Care Working Group. The AIDS cases report might be varies from province to province, from referral hospital to referral hospital because of non-standardized about case definition. Due to the unreliable and unusable data from the reporting system, a new approach of the reporting system with a standardized form (at least it should includes age groups and sex variables) and standardized case definition to be piloted first at a small scale to seek a better mechanism to provide a better data for program planning and interventions especially for AIDS care such as the access to anti-retro viral therapy (ART), and the use of HIV/AIDS sex ratio in estimate of the HIV/AIDS in Cambodia. An appropriate format for HIV/AIDS case reporting should be developed.

In table 1, numbers of HIV infection, AIDS cases and deaths from different sources were collected. Keep in mind that these numbers might be duplicated between sources because of the different procedures of collecting the data. But our effort is to try to collect all information available first. The duplication issue will be handled once the data collection procedure is improved.

Table 1: Report of HIV, AIDS and AIDS death cases from different sources, 2004

	HIV			AIDS Cases			AIDS death		
	Total	M	F	Total	M	F	Total	M	F
VCCTs (a)	5922	2826	3096						
HIS (b)	5332			1374			117		
Blood Donors									
HSS	923	114	809						
Center of Hope									
Direct report AIDS cases from PAOs				10589	4298	6291			
IOM	6	1	5						
Total	12183	2941	3910	11963	4298	6291	117	0	0

(This table is not updated since the last report in December 2004)

Source: Compiled by Surveillance Unit, December 2004

Table 2: AIDS cases by years of reporting

Years	HIV	AIDS CASES	AIDS DEATHS
1991	3	0	0
1992	91	0	0
1993	204	1	0
1994	646	14	9
1995	2520	91	15
1996	4241	300	72
1997	4102	572	69
1998	6152	1494	229
1999	7726	2556	314
2000	13854	3684	533
2001	18505	16053	721
2002			
2003	14069	1394	124
2004	12183	11963	117

(This table is not updated since the last report in December 2004)

* There is a gap to collect the HIV/AIDS case report in 2002

Source: Surveillance Unit, NCHADS

Data on AIDS case report in table 3 is collected directly through the AIDS Care Network from all provincial levels: Continuum of Care (CoC), Friend help friend (MMM) and Home based care (HBC) networks in effort to cover all information regarding the HIV/AIDS cases at provincial levels. Though overall, numbers here might be still under report, it might be better than the HIS because it is faster to get update information.

Table 3: AIDS cases by provinces (collected through PAOs), July 2005

No.	Provinces	AIDS Cases			Source
		Men	Women	Total	
1	Banteay Meanchey	483	537	1020	MMM
2	Battambang	360	546	906	HBC
3	Kampong Cham			1090	MMM
4	Kampong Chhnang	76	101	177	HBC
5	Kampong Speu	79	124	203	HBC
6	Kampong Thom	59	66	125	HBC (KHANA)
7	Kampot	105	130	235	HBC
8	Kandal	394	492	886	Volunteer team
9	Koh Kong	140	140	280	HBC
10	Kratie				No information
11	Pailin			68	BWAP
12	Phnom Penh	1180	1728	2908	HBC
13	Prey Veng	247	445	692	HBC
14	Pursat	52	122	174	HBC (NGO)
15	Rattanak kiri				No information
16	Siem Reap	253	283	536	HBC
17	Sihanouk Ville	161	136	297	COC
18	Stung Treng				No information
19	Svay Rieng	178	304	482	HBC and RH
20	Takeo	531	1137	1668	
21	Preah Vihear				No information
22	Odor Meanchey				No information
23	Mondulkiri				No information
24	Kep				No information
Total		4298	6291	11747	

Source: Provincial AIDS Offices and AIDS Care Unit, NCHADS- Jul 2005

V- Sexually Transmitted Infections (STIs)

Significant milestone for STIs

- 1998:** - Manual of STD case management: The syndromic approach for primary health care settings (English version for participants)
- Manual of STD case management: The syndromic approach for primary health care settings (English version for facilitators)
 - Manual of STD case management: The syndromic approach for primary health care settings (Khmer version for participants)
 - Manual of STD case management: The syndromic approach for primary health care settings (Khmer version for facilitators)
- 1999:** National Policy and Priority Strategies for STD Prevention and Control
- 2001:** Guidelines for implementation of sexual transmitted infection services
- 2003:** - Manual of STI case management for syndromic approach at the health centers (Khmer version, second edition)
- Manual of STI case management for sex workers (Khmer version)
 - Training manual for STI case management (Khmer version)

STD case report helps NCHADS to better monitor the STDs trends and caseloads in the high risk groups, general population as well as the geographical distribution. Therefore, a regular collection of information and reports from different sources related to STD cases is necessary. Moreover, actual issues related to the existing reporting system are reflected as part of the report.

Currently, there are three types of STD data sources available from three different reporting forms: the HC1 of the Health Information System (HIS) of the Ministry of Health, monthly STD case report form and the standard medical history (SMH) form. The HC1 is the integrated form for all diseases recorded at the health service delivery levels (health centers), in which **5 main STD syndromes are included:** urethral discharge, vaginal discharge, genital ulcers, PID and genital wart. The data is collected on the monthly basis and sent to HIS via operational districts (OD) and provincial health departments (PHD). The monthly STD case report form, which has been used at the special STD clinics, is more specific and detail with main STI syndromes by age groups and by sex. This form is used to report new STD cases on the monthly basis. The standard medical history (SMH) form was first initiated at STD clinic in Sihanouk Ville Provincial AIDS Office in 1999, which was purposefully used for research. It is very detailed and complicated. Later on, it has been decided to use specifically to collect data only from sex workers complementarily with the 100% CUP. The ACCESS Program Database has been developed and records are tabulated in to the database at the Provincial levels before forwarding to the STD Unit at NCHADS. In October 2004, the revised report form has been initiated by STD Unit with inputs from Surveillance Unit

and ITM in order to improve the reporting system and. Currently, STD Unit has been working with the STD sub TWG to revise the Standard Medical History (SMH) forms for women and men. It is expected that the final version of the forms will be finalized in the next STD TWG meeting (mid August 2005). However, it will take times before the new forms are made available to use since an issue such as trainings for STD clinic staff has to be addressed.

According to the STD Unit, there are 29 special STD clinics and 579 STD integrated health centers in Cambodia. Though all these health facilities are operated under the provincial health departments, technical supports and financial supports have been provided by the NCHADS. The Table 4 below listing all the STD clinics and health centers by province.

It should be noted that a special STD clinic targeting sex workers in Sre Abel, Koh Kong was shut down because of few numbers of sex workers resulting only one special STD clinic is available in Koh Kong in 2005.

Table 4: Number of STD clinics and STD integrated services in Cambodia

No.	Provinces	STD clinics	STD Integrated HC
1	Banteay Meanchey	2	44
2	Battambang	2	26
3	Kampong Cham	1	58
4	Kampong Chhang	1	30
5	Kandal	1	58
6	Kep Ville		4
7	Koh Kong	1	7
8	Kampot	1	44
9	Kampong Speu	1	30
10	Kratie	1	21
11	Kampong Thom	1	32
12	Mondulkiri		5
13	Oudor Meanchey	1	10
14	Pailin	1	3
15	Phnom Penh	5	8
16	Pursat	1	13
17	Prey Veng	2	19
18	Preah Vihear	1	9
19	Rattanakiri	1	6
20	Sihanouk Ville	1	9
21	Siem Reap	1	49
22	Stoeung Treng	1	8
23	Svay Rieng	1	27
24	Takeo	1	59
	Total	29	579

Source: STD Unit, NCHADS July 28, 2005

The Table 5 below summarized the first six months of data collected and compiled from special STD clinics.

Table 5: Reported STI cases by sex and age groups, January-June 2005

Syndroms	Age groups					TOTAL Cases
	<13	13-19	20-29	30-39	>40	
<i>Men</i>						
Urethral discharge (male)	0	11	393	892	395	1691
Vaginal discharge (female)						
Vaginitis	0	307	1527	825	579	3238
Cervicitis	0	187	1403	670	212	2472
Cervicitis + Vaginitis	2	150	1555	1646	804	4157
Lower abdominal pain (PID)	0	7	95	142	111	355
Genital ulcer						
Male	0	3	35	77	37	152
Female	0	4	37	35	15	91

Source: STD Unit and Surveillance Unit, July 2005

The data in this table came from special STD clinics in 22 provinces and cities excluding Kep and Mondulkiri where this kind of service was not available in these two provinces. It is noted that STI case reporting from special STD clinics has been improved significantly comparing with the past few years. This is because of the regular follow up to get monthly or quarterly STD case reports from the STD Unit staff in collaboration with the Surveillance Unit. However, no full coverage of the STD report has been done. For example, in Phnom Penh, there are 5 STD clinics but only one clinic sent the report (paper based) to NCHADS. In Prey Veng, out of 2 STD clinics, only one sent the complete report to NCHADS. In spite of the difficulty, it is expected that improving the reporting system will be made in the future.

The important point related to the STD data that should be keep in mind is that no uniformed standard report form has been used across all the STD clinics. Inconsistency in the STD case report was generally observed such as confusion between "old STD" and "new STD" This is the case of Svay Rieng, Siem Reap and Pailin. Different STD report forms and old STD report forms still have been used in some STD clinics. This is the case of Banteay Meanchey, Kandal, Rattanakiri, Odor Meanchey provinces. Siem Reap only included STD cases among DFSW and IDFSW in the form and other patients were included in the HC1 form, while Koh Kong province reported STD cases among sex workers in another form. Data from Odo Mean Chey was not able to combine with others. Some provinces included only two type of vaginal discharge (vaginitis, and cervicitis and vaginitis) in the report form while in fact there are 3 type of vaginal discharge (vaginitis, cervicitis, and cervicitis and vaginitis) in the standard report form for NCHADS. Another STD clinic in Prey Veng, the staff made the report to meet the STD drug requirement only. All these issues have never been resolved since the last report in December 2004. Total number of STD reported cases by provinces in the first 6 months, 2005 are attached separately in the **Appendix** section.

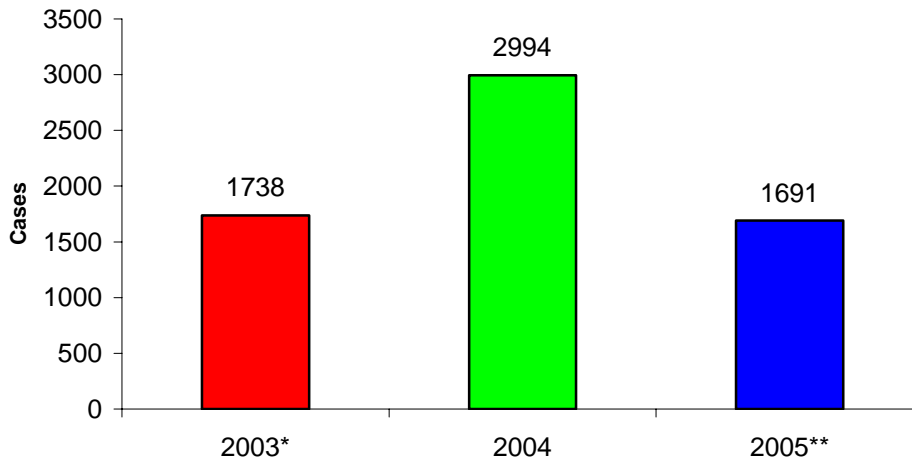


Figure 1 : Trend of the urethral discharge reported to the STD Clinics, 2003-2005

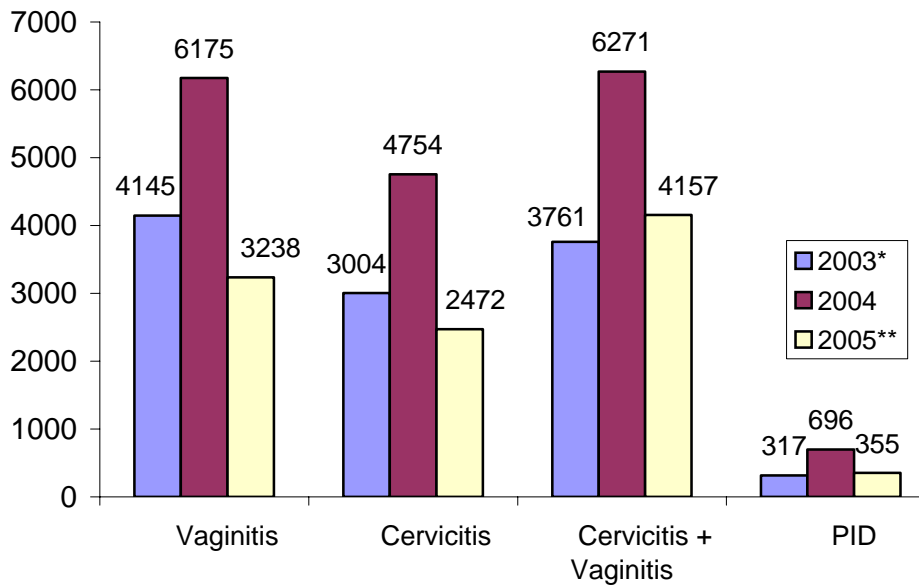


Figure 2 : Trend of the vaginal discharge reported to the STD Clinics, 2003-2005

* Numbers of cases in the 2003 were reported to the central level from 12 clinics. only.

** The total numbers of cases are cumulative up to June 2005 only (*first 6 months*)

VI- Coverage of HIV Voluntary Confidentiality Counseling and Testing (VCCTs)

Significant milestone for HIV testing and counseling:

- July 1998:** Policy on HIV testing and counseling and guidelines
- Dec 2002:** Policy, strategy and guideline for HIV counseling and testing
- Jan 2004:** A guide for implementation of voluntary confidential counseling and testing for HIV (VCCT)
- Sept 2004:** VCCT counseling training manual (Electronic English version)
- Jan 2005:** VCCT counseling training manual (Khmer version)

VCCT is recognized as an entry point of HIV prevention and care support services. The VCCTs were first made available for public in 1996 in Phnom Penh, Kampong Cham, Siem Reap and Battambang with support from the French Cooperation excluding the VCT at the Pasteur Institute which was first made its operation in April 1995. According to the Strategic Plan for HIV/AIDS and STI Prevention and Care in Cambodia 2001-2005, the main objective of the VCCT is to strengthen and expand HIV counseling and testing services in both government and private sectors (NGOs and other private settings).

By July 2005, there are 96 VCCTs in 24 provinces and cities in which 75% of the VCCTs have been managed through the Provincial Health Departments with technical supports from the NCHADS. The goal of the NCHADS is to establish at least one VCCT in every Operational District. The current issue of the VCCT is that the report using VCCTs as the HIV testing sites are still low for males ranged from 10%-31% and females ranged from about 30%-50% in the last BSS (**BSS 2003 Dissemination**). Currently, three types of VCCT are identified: Stand alone VCCT, integrated VCCT and private VCTs. But currently most of the VCCTs are stand-alone. For the meantime, no existing system to coordinate the HIV reporting from private VCTs except some NGOs sent their report to NCHADS. None of these private VCTs do meet the standard procedure of counseling and testing required by the NCHADS, MoH.

In Phnom Penh alone, there are 22 VCCTs including 1 VCT at the Pasteur Institute, 4 VCTs managed by RHAC, 3 VCTs managed by PSF, 2 managed by WVI, 1 VCT by Mary Knoll and 1 VCT by PSI. The Table 6 below listed all VCCTs available to date in different provinces and cities.

Table 6: Numbers of VCCTs managed by Government and NGOs, July 2005

No.	Province	PHD	RHAC	WVI	Other NGOs	Total
1	Phnom Penh	11	4	2	5	22
2	Siem Reap	4	1	0	3	8
3	Battambang	7	1	0	0	8
4	Bantey Meanchey	5	0	0	0	5
5	Kampong Cham	5	3	0	0	8
6	Sihanouk Ville	2	1	0	0	3
7	Kampong Thom	3	0	0	0	3
8	Svay Rieng	3	0	0	0	3
9	Prey Veng	4	0	0	0	4
10	Takeo	5	1	0	0	6
11	Kampot	3	0	0	1	4
12	Pursat	2	0	0	2	4
13	Koh Kong	1	0	0	0	1
14	Kandal	4	0	0	0	4
15	Kampong Speu	2	0	0	0	2
16	Kampong Chhnang	3	0	0	0	3
17	Kratie	1	0	0	0	1
18	Muldulkiri	1	0	0	0	1
19	Ratanakiri	1	0	0	0	1
20	Stung Treng	1	0	0	0	1
21	Odormeanchey	1	0	0	0	1
22	Pailin	1	0	0	0	1
23	Kep Ville	1	0	0	0	1
24	Preah Vihea	1	0	0	0	1
	Total	72	11	2	11	96

Sources: VCCT Sub Unit, NCHADS, July 2005

The VCCT data management training was conducted in late 2003 to train the VCCT staff to use the Epi Info 2002 database for data entry. However, since then, the data collection from VCCTs has been limited to the paper based reports. Generally the provincial levels sent the VCT report on the paper based mostly including only the total number tested, sex of patients and HIV status though database with the program set up have been installed and entry of the data has been performed. Up to July 2005, about 85% of government VCCT has been equipped with computerized database (**Personal communication with Chief of the VCCT Sub Unit, NCHADS**); however, the data has been entered and sent irregularly to NCHADS.

During the field visit of the Surveillance Unit staff to some specific provinces, data entry problems were common including lack of computer to perform data entry, tight schedule resulting no time for regular performance task, complaint of supplementary incentives issues ect. Also, old computer systems in some provinces, shortage of on-time technical support with the data entry have been raised.

In the first 6 months of 2005 (January to June), the total numbers of people tested at VCCTs are close to 60,000 in which male clients represent about 47%. The HIV prevalence among male groups tested for HIV at VCCTs is 14% and this prevalence is

the same for female group. Table 7 summarized total number of people tested for HIV and the result by provinces and by sex.

Table 7: Numbers of Clients and HIV status reported to VCCTs in Cambodia, January-June, 2005

VCTs No.	Male			Female			Total		
	No.	HIV+ %		No.	HIV+ %		No.	HIV+ %	
1 Phnom Penh	6694	1179	18%	6603	1297	20%	13297	2476	19%
National STD Clinic	3096	692	22%	2802	769	27%	5898	1461	25%
NIPH	728	17	2%	197	7	4%	925	24	3%
Pasteur Institute	1267	117	9%	797	114	14%	2064	231	11%
PNSH*	261	145	56%	250	125	50%	511	270	53%
CENAT*	137	19	14%	178	25	14%	315	44	14%
NMCH*	303	7	2%	642	10	2%	945	17	2%
Sun clinic*	42	4	10%	29	0	0%	71	4	6%
VCTs under PHD	860	178	21%	1708	247	14%	2568	425	17%
2 Battambang	2100	343	16%	2296	359	16%	4396	702	16%
3 Kampong Cham	833	111	13%	1115	144	13%	1948	255	13%
4 Siem Reap	1570	179	11%	1766	179	10%	3336	358	11%
5 Sihanouk Ville	597	146	24%	618	148	24%	1215	294	24%
6 Svay Rieng	1316	129	10%	1570	139	9%	2886	268	9%
7 Prey Veng	1276	186	15%	1277	161	13%	2553	347	14%
8 Banteay Meanchey	2312	294	13%	1870	305	16%	4182	599	14%
9 Takeo	908	190	21%	976	210	22%	1884	400	21%
10 Kampong Thom	740	50	7%	929	103	11%	1669	153	9%
11 Kampong Speu	513	60	12%	734	96	13%	1247	156	13%
12 Pursat	884	106	12%	1307	108	8%	2191	214	10%
13 Kampot	953	136	14%	826	134	16%	1779	270	15%
14 Kratie	280	30	11%	241	22	9%	521	52	10%
15 Stung Treng	131	9	7%	110	19	17%	241	28	12%
16 Koh Kong	324	83	26%	409	76	19%	733	159	22%
17 Pailin	265	35	13%	252	33	13%	517	68	13%
18 Kandal	961	146	15%	1063	218	21%	2024	364	18%
19 Kampong Chhnang	705	60	9%	485	54	11%	1190	114	10%
20 Odor Meancehy	146	12	8%	215	19	9%	361	31	9%
21 KEP	120	4	3%	60	7	12%	180	11	6%
22 RHAC	3922	335	9%	6083	338	6%	10005	673	7%
23 Ratannakiri	27	0	0%	28	0	0%	55	0	0%
24 Preah Vihear	13	3	23%	21	3	14%	34	6	18%
Total	27550	3823	14%	30805	4169	14%	58355	7992	14%

Sources: VCCT Sub Unit, NCHADS, July 2005 (the first 6 months of 2005)

*PNSH: Preah Bath Norodom Sihanouk Hospital; NIPH: National Institute of Public Health; CENAT: National Center for anti TB, NMCH: National Mother and Child Health Sun Clinic Stung Meanchey.

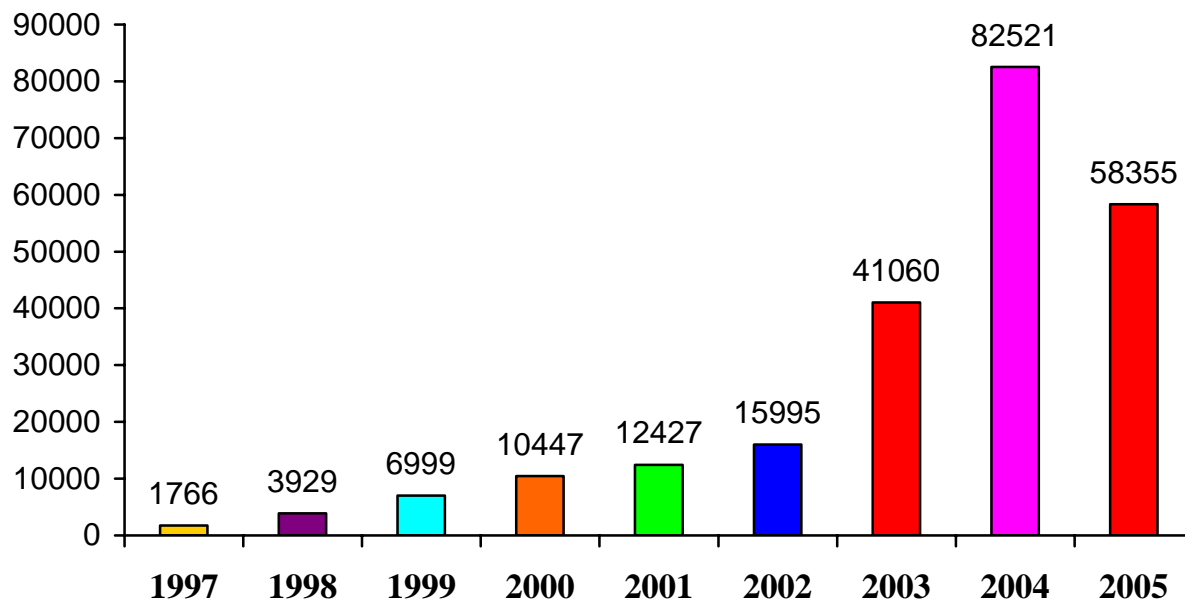


Figure 3: Numbers of people tested for HIV at VCCTs over time

Note: *1997-99: 5 VCCTs, 2000-01: 6 VCCTs, 2002: 13 VCCTs, 2003: 24 VCCTs, 2004: 55 VCCTs (the first 9 months), 2005: report in the first 6 months

Overall, there is a steady decline of HIV prevalence over time from 25.5% to 14% in the past nine years. However, the data has to be carefully analyzed to see the patterns of different risk groups. Also stratification by sex and by age groups would be interesting to see whether there are any significant differences between male and female, younger and older age groups.

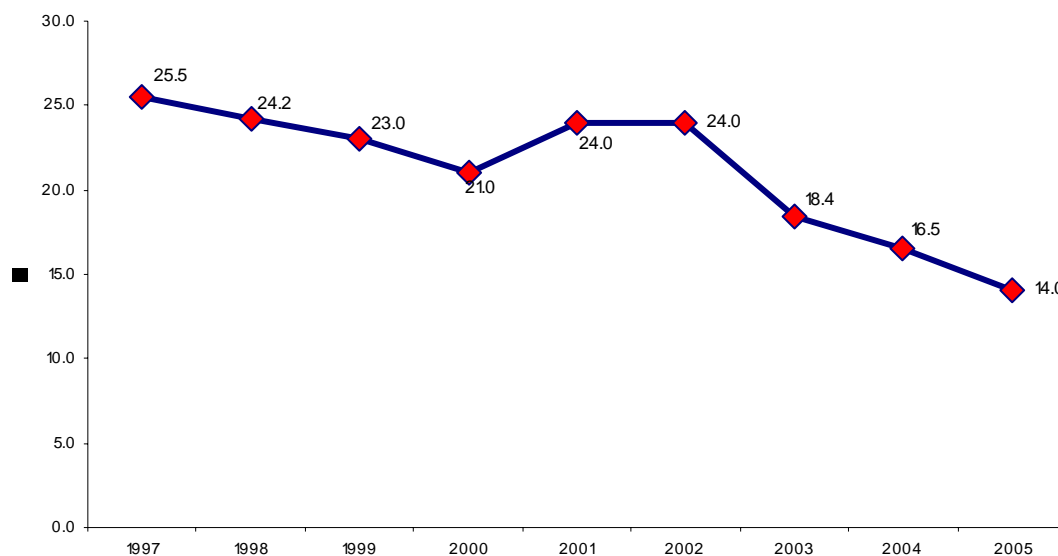


Figure 4 : Trend of HIV prevalence among clients visited VCCTs, 1997-2005

Sources: VCCT Sub Unit, NCHADS- July 27, 2005.

VII- People living with HIV/AIDS (PLWHA) and access to HAART

Significant milestones

- 1999:** Manual of HIV/AIDS care and treatment at the community and home based levels (*Khmer version*)
- Jan 2000:**
- Guidelines for HIV/AIDS care management for adults in Cambodia
 - Guidelines for HIV/AIDS pediatric care management in Cambodia
 - Guidelines for HIV/AIDS management for community and home based care in Cambodia
- Jul 2001:**
- Policy for HIV/AIDS and STI Prevention and Care in the Health Sector in Cambodia
 - Guideline for the use of antiretroviral therapy (ART) in Cambodia
- Nov 2003:** National Guidelines for the prophylaxis of opportunistic infections in people living with HIV/AIDS
- Dec 2003:** National Guidelines for the use of ART in adults and adolescents
- Jun 2004:** Guide for facilitators on clinician training on management of opportunistic infections and antiretroviral therapy for adults
- Sep 2004:** Manual (Hand out) for clinician on management of opportunistic infections and antiretroviral therapy for adults (Vol. 1 and Vol. 2)
- Oct 2004:** National guidelines for the use of pediatric ARV (*English version*)

Currently the AIDS CARE Unit is responsible for coordinating all activities related to care and support. All information and data related to OI treatment and ART have been compiled and updated by the AIDS CARE Unit. Up to now there are 22 health facilities or referral hospitals in 11 provinces have ART services to PLWHA. Among those, 8 ART services are located in Phnom Penh. The Table 8 summarized the sites and detailed the numbers of PLWHA who have received ART by provinces and by sites. It is estimated that the proportion of PLWHA get ART and care services is about 37% by mid 2005.

Table 8: Numbers of PLHA on ARV and Care services in Cambodia by 2004

No.	Hospital	Children	Adults	Total
Phnom Penh				
1	Social Health Clinic	0	78	78
2	Calmette	0	440	440
3	Preah Bath Sihanouk (MSF/F)	80	2000	2080
4	Kosamak (MDM)	0	367	367
5	Sihanouk hospital Center of Hope	0	421	421
6	Maryknoll	220	0	220
7	National Pediatric hospital	104	0	104
8	Preah Keatmelea	0	39	39
Siem Reap				
9	Siem Reap (MSF)	0	855	855
10	Siem Reap (ESTHER)	0	275	275
11	Angkor Children hospital	159	0	159
12	Sothnikum (MSF/B)	219		219
Battambang				
13	Maung Russey	0	181	181
14	Battambang	0	102	102
Other provinces				
15	Kampong Cham (MSF/F)	0	537	537
16	Banteay Meanchey	0	42	42
17	Takeo (MSF/B)	58	860	918
18	Kampot	0	0	0
19	Svay Rieng	6	166	172
20	Pursat	0	32	32
21	Koh Kong	0	50	50
22	Sihanouk Ville	0	98	98
Total		846	6543	7389

Source: Dr. Phal Sano et al. AIDS Care Unit, NCHADS, July 2005

VIII- Reported population sizes of sex workers

This is a compilation over time numbers of direct female sex workers (DFSWs) or also called brothel based sex workers and indirect sex workers (IDFSWs) including bar girls, beer girls, masseuses, and karaoke women and beer garden, that were reported to Surveillance Unit until 1999 and later on to BCC Unit by the Provincial AIDS Offices (PAOs) in the whole country. Keep in mind that there is a shift pattern over time regarding the IDFSWs. Bar girls or dancing girls were only available until 1998; then new emerging group such as karaoke women replaced. Each PAO collects the numbers of sex workers through the outreach and peer education program and also through the 100% condom use working groups. However, a main issue observed is the irregular monthly or quarterly report to BCC Unit in terms of the update numbers of sex workers in each province. The numbers presented in the Table below is possibly underreported for all types of sex workers especially IDFSWs such as Phnom Penh, some groups of sex workers are unable to access by the PAO. The numbers of sex worker population have been found reported differently between PAOs and NGOs. In early 2004, one source mentioned that there was an increase of numbers of sex workers from 30,000 to 100,000 (**Cambodia News, Yr2, Number: 58, April 05-11, 2004**). It has been believed that while the government source about numbers of sex workers tends to be low, the report from the NGOs working with sex workers tends to be high in numbers. The census or estimate of the population size of these groups should be planned soon. It was planned in early 2005 but this work has never been done due to the tight schedule of the Surveillance Unit. Province specific tables for sex work population since 1996 are attached in the **Appendix** section.

Table 9: Number of sex workers reported from Provincial AIDS Office

Year	DFSWs	IDFSWs	Total sex workers
1996	3,945	NA	3,945
1997	6002	5,309	11311
1998	6235	6,119	12354
1999	3872	8,480	12,352
2000	3872	8,480	12,352
2002	4380	8300	12680
2003	3794	14444	18238
2004	4040	6846	10886
2005	4250	6727	10977

Sources: Provincial AIDS Offices, Compiled by Surveillance Unit, July 29, 2005

IX- Men having sex with men (MSM)

(No update information on this section)

There is uncertainty about the estimated numbers of the MSM population, which consists of long hair and short hair. Long hair MSM mostly provided sex services and easily identified because of their appearance in talking or dressing while short hair MSM are usually difficult to identify because they are like other men and they might be bisexual. The first estimated number of MSM around **800** was conducted in 1999. The HIV/STD prevalence study in 2000 on MSM in Phnom Penh found the following prevalence rates:

14% of HIV infection, 7% of Chlamydia trachomatis, 5% of Gonorrhoea and 3% of active Syphilis (**Phillipe Girault et al: Sexual Behavior, STIs and HIV among MSM in Phnom Penh, Cambodia 2000**). Recently, there have been some NGOs are working with this group. They include FHI, KHANA who work with other local partner (MHC and USG) in Phnom Penh, Battambang, Siem Reap and might be other places. The latest mapping conducting by FHI in late 2003 found about **1500** MSM frequently identified in 24 meeting spots (**Morineau G. and Song N.**). According to KHANA, the total number of MSM in four main provinces is about 5500 in 2004. Numbers of MSM by province specific is summarized in table below.

Table 10: Numbers of MSM in the main 4 provinces, 2004

No.	Province	MSM
1	Sihanouk Ville	447
2	Battambang	1648
3	Phnom Penh	2120
4	Siem Reap	1308
Total		5523

Source: KHANA, November 2004

X- Drug use in Cambodia (no update information)

Drug use has become one of the main public health concern especially the injecting drug use (IDU) because it is one of the main factors fueling the spread of HIV/AIDS epidemic in Asia as well as other parts of the globe. A country like Cambodia which is bordered with Thailand and Vietnam where report of IDU and amphetamine typed substances (ATS) are very high, might sooner or later become the country with increase number of illicit drug user though Cambodian are traditionally not domestic drug users. Recently the country has increasingly become a major transit base of drug trafficking and drug use (**Ref: Report on illicit drug situation in Cambodia 1994-2000**) Topics about illicit drug user arrest, drug smugglings and drug confiscations by local authorities especially ATS have been reported nearly daily in local newspapers. Though currently, there has been no study reported the direct link between ATS and the HIV infection, the addiction to ATS are likely to stimulate the high risk behavior which contribute to HIV/AIDS epidemic.

The first rapid assessment of drug use in Cambodia with the support from the World Bank project found that illicit drug abuse was not a major problem in Cambodia in (**Oppenheimer E., November 1995**). However, since that time, there has been a clear evidence of a dramatic increase of the drug use and of the widespread of drug trafficking, while community's awareness about the drug use was still low.

Assessment in 2003 found the high prevalence of ATS use among youth in 4 provinces and cities including Phnom Penh, Sihanouk Ville, Battambang and Banteay Meanchey (**UNODCCP Report 2003**).

Table 11: Total numbers of drug users reported in the 20 provinces and cities*

Sex		Total	Types of drug			
Male	Female		ATS	Heroin	Sniffing glue	Marijuana
4052	335	4387	3566	26	627	168

Sources: Secretariat of National Authority for Combating Drug (NACD), 2003

* No report from Kampong Thom, Kep, Rattanakiri and Mondulakiri provinces

Also recent assessment by the International Rapid Assessment Response and Evaluation (I-RARE) with support from the CDC-GAP and WHO indicates evidence of dramatic increasing of drug availability, incidence of injection and non-injection drug users. There was a mixed pattern of sexual risk behavior among IDU and non-IDU: sold blood for money to buy drug, multiple sex partners and using drug in conjunction with sex (O'Connell Kathryn et al. SaCO4-01 and SuB11-04, 7th ICAAP, Kobe, July 1-5, 2005).

The table below indicates a rising trends of ATS confiscation by the police over time

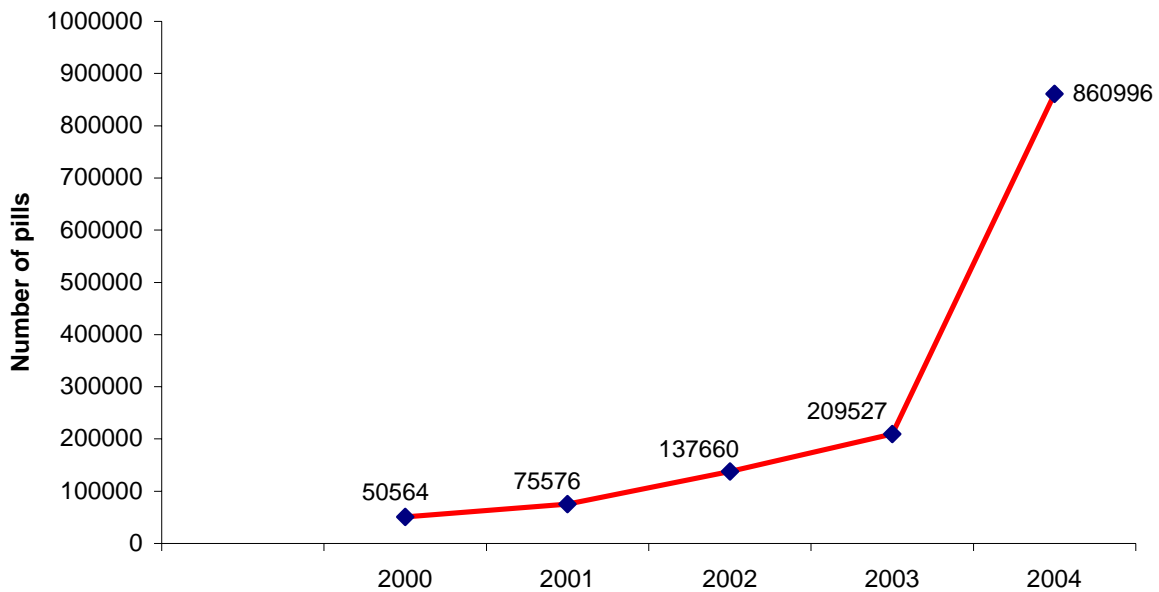


Figure 5: The rising trends of ATS confiscated by the police

Source: - Report of the National Authority for Combating Drug (NACD)'s Activity 2003 and goal for the 2004; Report of the National Authority for Combating Drug (NACD)'s Activity 2003 and goal for the 2004

XI- Recommendation

(This section is not updated)

- 1- Propose HIS to revise variables include in the HIV/AIDS reporting system (at least age group, sex)
- 2- Dissemination the case definition of AIDS (waiting for update AIDS case definition from WHO)
- 3- Motivate staff working at the provincial HIS to report to MoH regularly
- 4- Work through TWG on how to coordinate and control duplication issues
- 5- Provide training health staff at special STD clinics to understand the usefulness of the STD data and follow the same procedure to fill the report form
- 6- Need more IT people to set up and manage passive surveillance database especially for VCCTs to meet the increased numbers of VCCTs in the country.
- 7- More data management training for VCCTs and STD clinics.

XII- Appendix

- 1- Provinces specific tables for STI case reports by age groups and sex, 2004
(Special STD Clinics)**
- 2- Province specific table for sex worker population**
- 3- STD case reports from SMH database**

STI cases reported by gender & age

Syndroms	Age groups				
	<13	13-19	20-29	30-39	>40

Men					
1- Urethral discharge	0	11	393	892	395
2 - Genital Ulcer	0	3	35	77	37
3 - Genital warts	0	0	7	8	2
4 - Scrotal swelling	0	1	4	5	6
5 - Inguinal bubo	0	0	2	4	3
6 - Others STIs	0	0		6	1
Total	0	15	441	992	444

Women					
1 - Vaginal discharge (<i>total a + b + c</i>)	2	644	4485	3141	1595
<i>a) Treatment for only Vaginitis</i>	0	307	1527	825	579
<i>b) Treatment for Cervicitis</i>	0	187	1403	670	212
<i>c) Treatment for Cervicitis + Vaginitis</i>	2	150	1555	1646	804
2 - Lower abdominal pain (PID)	0	7	95	142	111
3 - Genital Ulcer	0	4	37	35	15
4 - Genital warts	0	19	34	3	1
5 - Inguinal bubo	0	0	1	1	3
6 - Others STIs	0	260	578	119	26
Total	2	934	5230	3441	1751

TOTAL (men+women)	2	949	5671	4433	2195
--------------------------	---	-----	------	------	------

Ophtalmia neonatorum					
----------------------	--	--	--	--	--

STI cases reported by professions

Professions (new cases)	Age groups					Total
	<13	13-19	20-29	30-39	>40	
Men						
Military	0	1	28	106	69	204
Police	0	0	24	108	49	181
Customers	0	0	3	2	0	5
Deminer	0	0	2	6	1	9
Other Government officers	0	0	34	118	52	204
Students/Youths	0	14	23	4	1	42
Others	0	17	349	632	337	1335
Total of new cases (men)	0	32	463	976	509	1980
Women						
Direct FSWs	0	813	2286	179	16	3294
Indirect FSWs	0	436	1275	206	21	1938
Housewives	0	151	2194	2549	1412	6306
Students/Youths	2	24	13	0	0	39
Others	0	20	395	446	267	1128
Total of new cases (men)	2	1444	6163	3380	1716	12705
TOAL(men+women)	2	1476	6626	4356	2225	14685

STI cases reported by gender & age

Bantey Meanchey

Syndroms	Age groups					TOTAL
	<13	13-19	20-29	30-39	>40	

<i>Men</i>						
1- Urethral discharge	0	1	50	59	35	145
2 - Genital Ulcer	0	0	2	0	7	9
3 - Genital warts	0	0	1	1	0	2
4 - Scrotal swelling	0	0	0	0	0	0
5 - Inguinal bubo	0	0	0	0	0	0
6 - Others STIs	0	0	0	0	0	0
Total	0	1	53	60	42	156

<i>Women</i>						
1 - Vaginal discharge (<i>total a + b + c</i>)	0	26	275	149	75	525
<i>a) Treatment for only Vaginitis</i>	0	17	100	56	34	207
<i>b) Treatment for Cervicitis</i>	0	3	59	23	10	95
<i>c) Treatment for Cervicitis + Vaginitis</i>	0	6	116	70	31	223
2 - Lower abdominal pain (PID)	0	0	16	9	6	31
3 - Genital Ulcer	0	0	7	7	7	21
4 - Genital warts	0	0	3	0	0	3
5 - Inguinal bubo	0	0	0	0	0	0
6 - Others STIs	0	0	0	0	0	0
Total	0	26	301	165	88	580

TOTAL (men+women)	0	27	354	225	130	736
--------------------------	---	----	-----	-----	-----	-----

Ophthalmia neonatorum	0	0	0	0	0	0
-----------------------	---	---	---	---	---	---

STI cases reported by gender & age

Battambang

Syndroms	Age groups					TOTAL
	<13	13-19	20-29	30-39	>40	

<i>Men</i>						
1- Urethral discharge						0
2 - Genital Ulcer						0
3 - Genital warts						0
4 - Scrotal swelling						0
5 - Inguinal bubo						0
6 - Others STIs						0
Total	0	0	0	0	0	0

<i>Women</i>						
1 - Vaginal discharge (<i>total a + b + c</i>)	0	67	105	148	111	431
<i>a) Treatment for only Vaginitis</i>	0	50	69	75	69	263
<i>b) Treatment for Cervicitis</i>	0	6	16	6	2	30
<i>c) Treatment for Cervicitis + Vaginitis</i>	0	11	20	67	40	138
2 - Lower abdominal pain (PID)	0	0	2	1	0	3
3 - Genital Ulcer	0	0	2	0	0	2
4 - Genital warts	0	1	2	0	0	3
5 - Inguinal bubo	0	0	0	0	0	0
6 - Others STIs	0	0	0	32	23	55
Total	0	68	111	181	134	494

TOTAL (men+women)	0	68	111	181	134	494
--------------------------	---	----	-----	-----	-----	-----

Ophthalmia neonatorum	0	0	0	0	0	0
-----------------------	---	---	---	---	---	---

STI cases reported by gender & age

Kampong Cham

Syndroms	Age groups					TOTAL
	<13	13-19	20-29	30-39	>40	

<i>Men</i>						
1 - Urethral discharge	0	0	45	89	68	202
2 - Genital Ulcer	0	0	5	11	6	22
3 - Genital warts	0	0	1	1	1	3
4 - Scrotal swelling	0	0	0	0	2	2
5 - Inguinal bubo	0	0	2	3	3	8
6 - Others STIs	0	0	0	0	0	0
Total	0	0	53	104	80	237

<i>Women</i>						
1 - Vaginal discharge (total a + b + c)	2	22	194	178	97	493
<i>a) Treatment for only Vaginitis</i>	0	8	53	15	7	83
<i>b) Treatment for Cervicitis</i>	0	10	21	28	7	66
<i>c) Treatment for Cervicitis + Vaginitis</i>	2	4	120	135	83	344
2 - Lower abdominal pain (PID)	0	0	0	1	0	1
3 - Genital Ulcer	0	0	3	3	1	7
4 - Genital warts	0	0	1	0	0	1
5 - Inguinal bubo	0	0	1	1	3	5
6 - Others STIs	0	0	0	0	0	0
Total	2	22	199	183	101	507

TOTAL (men+women)	2	22	252	287	181	744
--------------------------	---	----	-----	-----	-----	-----

Ophthalmia neonatorum	0	0	0	0	0	0
-----------------------	---	---	---	---	---	---

STI cases reported by gender & age

Kampong Chhnang

Syndroms	Age groups					TOTAL
	<13	13-19	20-29	30-39	>40	

Men						
1 - Urethral discharge	0	2	80	237	7	326
2 - Genital Ulcer	0	0	8	6	0	14
3 - Genital warts	0	0	0	0	0	0
4 - Scrotal swelling	0	0	1	0	0	1
5 - Inguinal bubo	0	0	0	0	0	0
6 - Others STIs	0	0	0	0	0	0
Total	0	2	89	243	7	341

Women						
1 - Vaginal discharge (total a + b + c)	0	25	465	250	122	862
a) Treatment for only Vaginitis	0	15	113	89	110	327
b) Treatment for Cervicitis	0	9	324	131	2	466
c) Treatment for Cervicitis + Vaginitis	0	1	28	30	10	69
2 - Lower abdominal pain (PID)	0	0	2	3	0	5
3 - Genital Ulcer	0	0	0	1	0	1
4 - Genital warts	0	0	2	0	0	2
5 - Inguinal bubo	0	0	0	0	0	0
6 - Others STIs	0	0	0	0	0	0
Total	0	25	469	254	122	870

TOTAL (men+women)	0	27	558	497	129	1211
--------------------------	---	----	-----	-----	-----	------

Ophtalmia neonatorum	0	0	0	0	0	0
----------------------	---	---	---	---	---	---

STI cases reported by gender & age

Kandal

Syndroms	Age groups					TOTAL
	<13	13-19	20-29	30-39	>40	

<i>Men</i>						
1- Urethral discharge	0	0	0	1	0	1
2 - Genital Ulcer	0	0	0	0	0	0
3 - Genital warts	0	0	0	0	0	0
4 - Scrotal swelling	0	0	0	0	0	0
5 - Inguinal bubo	0	0	0	0	0	0
6 - Others STIs	0	0	0	0	0	0
Total	0	0	0	1	0	1

<i>Women</i>						
1 - Vaginal discharge (<i>total a + b + c</i>)	0	42	100	73	67	282
<i>a) Treatment for only Vaginitis</i>	0	33	67	34	41	175
<i>b) Treatment for Cervicitis</i>	0	0	0	0	0	0
<i>c) Treatment for Cervicitis + Vaginitis</i>	0	9	33	39	26	107
2 - Lower abdominal pain (PID)	0	0	0	0	0	0
3 - Genital Ulcer	0	0	1	0	0	1
4 - Genital warts	0	0	1	0	0	1
5 - Inguinal bubo	0	0	0	0	0	0
6 - Others STIs	0	0	0	0	0	0
Total	0	42	102	73	67	284

TOTAL (men+women)	0	42	102	74	67	285
--------------------------	---	----	-----	----	----	-----

Ophthalmia neonatorum	0	0	0	0	0	0
-----------------------	---	---	---	---	---	---

STI cases reported by gender & age

Koh Kong

Syndroms	Age groups					TOTAL
	<13	13-19	20-29	30-39	>40	

<i>Men</i>						
1- Urethral discharge	0	0	39	70	56	165
2 - Genital Ulcer	0	0	0	1	0	1
3 - Genital warts	0	0	0	0	1	1
4 - Scrotal swelling	0	0	0	0	0	0
5 - Inguinal bubo	0	0	0	0	0	0
6 - Others STIs	0	0	1	2	1	4
Total	0	0	40	73	58	171

<i>Women</i>						
1 - Vaginal discharge (total a + b + c)	0	13	156	136	73	378
<i>a) Treatment for only Vaginitis</i>	0	2	9	11	19	41
<i>b) Treatment for Cervicitis</i>	0	0	3	0	0	3
<i>c) Treatment for Cervicitis + Vaginitis</i>	0	11	144	125	54	334
2 - Lower abdominal pain (PID)	0	0	1	0	2	3
3 - Genital Ulcer	0	0	0	0	0	0
4 - Genital warts	0	0	1	0	0	1
5 - Inguinal bubo	0	0	0	0	0	0
6 - Others STIs	0	0	0	3	1	4
Total	0	13	158	139	76	386

TOTAL (men+women)	0	13	198	212	134	557
--------------------------	---	----	-----	-----	-----	-----

Ophthalmia neonatorum	0	0	0	0	0	0
-----------------------	---	---	---	---	---	---

STI cases reported by gender & age

Kampong Speu

Syndroms	Age groups					<i>TOTAL</i>
	<13	13-19	20-29	30-39	>40	

<i>Men</i>						
1 - Urethral discharge	0	0	4	36	1	41
2 - Genital Ulcer	0	0	0	0	0	0
3 - Genital warts	0	0	0	0	0	0
4 - Scrotal swelling	0	0	0	0	0	0
5 - Inguinal bubo	0	0	0	0	0	0
6 - Others STIs	0	0	0	0	0	0
Total	0	0	4	36	1	41

<i>Women</i>						
1 - Vaginal discharge (total a + b)						0
<i>a) Treatment for only Vaginitis</i>	0	0	94	15	11	120
<i>b) Treatment for Cervicitis</i>	0	3	37	36	17	93
<i>c) Treatment for Cervicitis + Vaginitis</i>	0	0	1	3	0	4
2 - Lower abdominal pain (PID)	0	0	4	4	1	9
3 - Genital Ulcer	0	0	0	0	0	0
4 - Genital warts	0	0	0	0	0	0
5 - Inguinal bubo	0	0	0	0	0	0
6 - Others STIs	0	0	0	0	0	0
Total	0	3	136	58	29	226

TOTAL (men+women)	0	3	140	94	30	267
--------------------------	---	---	-----	----	----	-----

Ophthalmia neonatorum	0	0	0	0	0	0
-----------------------	---	---	---	---	---	---

STI cases reported by gender & age

Kampot

Syndroms	Age groups					TOTAL
	<13	13-19	20-29	30-39	>40	

Men						
1 - Urethral discharge	0	0	3	11	6	20
2 - Genital Ulcer	0	0	0	2	0	2
3 - Genital warts	0	0	0	0	0	0
4 - Scrotal swelling	0	0	0	0	0	0
5 - Inguinal bubo	0	0	0	0	0	0
6 - Others STIs	0	0	0	0	0	0
Total	0	0	3	13	6	22

Women						
1 - Vaginal discharge (<i>total a + b + c</i>)	0	7	68	35	8	118
<i>a) Treatment for only Vaginitis</i>	0	6	17	5	2	30
<i>b) Treatment for Cervicitis</i>	0	1	37	22	3	63
<i>c) Treatment for Cervicitis + Vaginitis</i>	0	0	14	8	3	25
2 - Lower abdominal pain (PID)	0	0	0	1	0	1
3 - Genital Ulcer	0	0	0	2	0	2
4 - Genital warts	0	0	0	0	0	0
5 - Inguinal bubo	0	0	0	0	0	0
6 - Others STIs	0	0	0	0	0	0
Total	0	7	68	38	8	121

TOTAL (men+women)	0	7	71	51	14	143
--------------------------	---	---	----	----	----	-----

Ophthalmia neonatorum	0	0	0	0	0	0
-----------------------	---	---	---	---	---	---

STI cases reported by gender & age

Kratie

Syndroms	Age groups					TOTAL
	<13	13-19	20-29	30-39	>40	

<i>Men</i>						
1- Urethral discharge	0	0	23	16	5	44
2 - Genital Ulcer	0	0	0	2	0	2
3 - Genital warts	0	0	0	0	0	0
4 - Scrotal swelling	0	1	1	1	2	5
5 - Inguinal bubo	0	0	0	0	0	0
6 - Others STIs	0	0	0	0	0	0
Total	0	1	24	19	7	51

<i>Women</i>						
1 - Vaginal discharge (<i>total a + b + c</i>)	0	20	236	184	30	470
a) Treatment for only Vaginitis	0	7	57	20	1	85
b) Treatment for Cervicitis	0	6	50	27	2	85
c) Treatment for Cervicitis + Vaginitis	0	7	129	137	27	300
2 - Lower abdominal pain (PID)	0	0	17	22	1	40
3 - Genital Ulcer	0	0	1	0	0	1
4 - Genital warts	0	0	0	1	0	1
5 - Inguinal bubo	0	0	0	0	0	0
6 - Others STIs	0	0	0	0	0	0
Total	0	20	254	207	31	512

TOTAL (men+women)	0	21	278	226	38	563
--------------------------	---	----	-----	-----	----	-----

Ophthalmia neonatorum	0	0	0	0	0	0
-----------------------	---	---	---	---	---	---

STI cases reported by gender & age

Kampong Thom

Syndroms	Age groups					TOTAL
	<13	13-19	20-29	30-39	>40	

<i>Men</i>						
1 - Urethral discharge	0	6	64	155	86	311
2 - Genital Ulcer	0	2	3	19	9	33
3 - Genital warts	0	0	0	1	0	1
4 - Scrotal swelling	0	0	0	0	0	0
5 - Inguinal bubo	0	0	0	0	0	0
6 - Others STIs	0	0	0	0	0	0
Total	0	8	67	175	95	345

<i>Women</i>						
1 - Vaginal discharge (total a + b + c)	0	87	963	1076	579	2705
<i>a) Treatment for only Vaginitis</i>	0	36	357	353	222	968
<i>b) Treatment for Cervicitis</i>	0	18	194	93	40	345
<i>c) Treatment for Cervicitis + Vaginitis</i>	0	33	412	630	317	1392
2 - Lower abdominal pain (PID)	0	3	22	64	73	162
3 - Genital Ulcer	0	0	2	3	3	8
4 - Genital warts	0	0	0	1	0	1
5 - Inguinal bubo	0	0	0	0	0	0
6 - Others STIs	0	0	0	0	0	0
Total	0	90	987	1144	655	2876

TOTAL (men+women)	0	98	1054	1319	750	3221
--------------------------	---	----	------	------	-----	------

Ophtalmia neonatorum	0	0	0	0	0	0
----------------------	---	---	---	---	---	---

STI cases reported by gender & age

Pailin

Syndroms	Age groups					TOTAL
	<13	13-19	20-29	30-39	>40	

Men						
1 - Urethral discharge	0	0	13	36	16	65
2 - Genital Ulcer	0	0	7	5	1	13
3 - Genital warts	0	0	0	0	0	0
4 - Scrotal swelling	0	0	0	0	0	0
5 - Inguinal bubo	0	0	0	0	0	0
6 - Others STIs	0	0	0	0	0	0
Total	0	0	20	41	17	78

Women						
1 - Vaginal discharge (<i>total a + b + c</i>)	0	34	297	131	72	534
<i>a) Treatment for only Vaginitis</i>	0	17	76	4	7	104
<i>b) Treatment for Cervicitis</i>	0	10	87	51	22	170
<i>c) Treatment for Cervicitis + Vaginitis</i>	0	7	134	76	43	260
2 - Lower abdominal pain (PID)	0	1	2	4	7	14
3 - Genital Ulcer	0	2	3	2	1	8
4 - Genital warts	0	0	0	0	1	1
5 - Inguinal bubo	0	0	0	0	0	0
6 - Others STIs	0	0	0	0	0	0
Total	0	37	302	137	81	557

TOTAL (men+women)	0	37	322	178	98	635
--------------------------	---	----	-----	-----	----	-----

Ophthalmia neonatorum	0	0	0	0	0	0
-----------------------	---	---	---	---	---	---

STI cases reported by gender & age

Phnom Penh

Syndroms	Age groups					TOTAL
	<13	13-19	20-29	30-39	>40	

<i>Men</i>						
1- Urethral discharge	0	0	8	12	16	36
2 - Genital Ulcer	0	0	0	0	0	0
3 - Genital warts	0	0	0	0	0	0
4 - Scrotal swelling	0	0	0	0	0	0
5 - Inguinal bubo	0	0	0	0	0	0
6 - Others STIs	0	0	0	0	0	0
Total	0	0	8	12	16	36

<i>Women</i>						
1 - Vaginal discharge (<i>total a + b + c</i>)	0	4	38	18	38	98
<i>a) Treatment for only Vaginitis</i>	0	2	9	2	4	17
<i>b) Treatment for Cervicitis</i>	0	0	0	0	1	1
<i>c) Treatment for Cervicitis + Vaginitis</i>	0	2	29	16	33	80
2 - Lower abdominal pain (PID)	0	0	8	9	13	30
3 - Genital Ulcer	0	0	0	0	0	0
4 - Genital warts	0	0	0	0	0	0
5 - Inguinal bubo	0	0	0	0	0	0
6 - Others STIs	0	0	0	0	0	0
Total	0	4	46	27	51	128

TOTAL (men+women)	0	4	54	39	67	164
--------------------------	---	---	----	----	----	-----

Ophthalmia neonatorum	0	0	0	0	0	0
-----------------------	---	---	---	---	---	---

STI cases reported by gender & age

Pursat

Syndroms	Age groups					TOTAL
	<13	13-19	20-29	30-39	>40	

<i>Men</i>						
1 - Urethral discharge	0	0	1	8	0	9
2 - Genital Ulcer	0	0	0	2	0	2
3 - Genital warts	0	0	0	0	0	0
4 - Scrotal swelling	0	0	0	0	0	0
5 - Inguinal bubo	0	0	0	0	0	0
6 - Others STIs	0	0	0	0	0	0
Total	0	0	1	10	0	11

<i>Women</i>						
1 - Vaginal discharge (total a + b + c)	0	11	34	6	2	53
<i>a) Treatment for only Vaginitis</i>	0	4	20	2	0	26
<i>b) Treatment for Cervicitis</i>	0	7	11	2	1	21
<i>c) Treatment for Cervicitis + Vaginitis</i>	0	0	3	2	1	6
2 - Lower abdominal pain (PID)	0	0	1	0	0	1
3 - Genital Ulcer	0	0	1	0	0	1
4 - Genital warts	0	0	0	0	0	0
5 - Inguinal bubo	0	0	0	0	0	0
6 - Others STIs	0	0	0	0	0	0
Total	0	11	36	6	2	55

TOTAL (men+women)	0	11	37	16	2	66
--------------------------	---	----	----	----	---	----

Ophthalmia neonatorum	0	0	0	0	0	0
-----------------------	---	---	---	---	---	---

STI cases reported by gender & age

Prey Veng

Syndroms	Age groups					TOTAL
	<13	13-19	20-29	30-39	>40	

<i>Men</i>						
1- Urethral discharge	0	2	13	40	50	105
2 - Genital Ulcer	0	0	2	2	7	11
3 - Genital warts	0	0	0	0	0	0
4 - Scrotal swelling	0	0	0	0	0	0
5 - Inguinal bubo	0	0	0	1	0	1
6 - Others STIs	0	0	0	2	0	2
Total	0	2	15	45	57	119

<i>Women</i>						
1 - Vaginal discharge (<i>total a + b + c</i>)	0	50	239	222	107	618
<i>a) Treatment for only Vaginitis</i>	0	24	68	33	9	134
<i>b) Treatment for Cervicitis</i>	0	15	152	188	97	452
<i>c) Treatment for Cervicitis + Vaginitis</i>	0	11	19	1	1	32
2 - Lower abdominal pain (PID)	0	0	7	7	5	19
3 - Genital Ulcer	0	0	6	7	0	13
4 - Genital warts	0	0	0	0	0	0
5 - Inguinal bubo	0	0	0	0	0	0
6 - Others STIs	0	0	0	0	0	0
Total	0	50	252	236	112	650

TOTAL (men+women)	0	52	267	281	169	769
--------------------------	---	----	-----	-----	-----	-----

Ophtalmia neonatorum	0	0	0	0	0	0
----------------------	---	---	---	---	---	---

STI cases reported by gender & age

Preah Vihea

Syndroms	Age groups					TOTAL
	<13	13-19	20-29	30-39	>40	

<i>Men</i>						
1- Urethral discharge	0	0	15	80	33	128
2 - Genital Ulcer	0	0	1	3	3	7
3 - Genital warts	0	0	0	0	0	0
4 - Scrotal swelling	0	0	0	0	0	0
5 - Inguinal bubo	0	0	0	0	0	0
6 - Others STIs	0	0	0	0	0	0
Total	0	0	16	83	36	135

<i>Women</i>						
1 - Vaginal discharge (<i>total a + b + c</i>)	0	10	125	104	72	311
<i>a) Treatment for only Vaginitis</i>	0	9	68	38	19	134
<i>b) Treatment for Cervicitis</i>	0	0	2	0	0	2
<i>c) Treatment for Cervicitis + Vaginitis</i>	0	1	55	66	53	175
2 - Lower abdominal pain (PID)	0	0	0	0	0	0
3 - Genital Ulcer	0	0	3	3	2	8
4 - Genital warts	0	0	0	0	0	0
5 - Inguinal bubo	0	0	0	0	0	0
6 - Others STIs	0	0	0	0	0	0
Total	0	10	128	107	74	319

TOTAL (men+women)	0	10	144	190	110	454
--------------------------	---	----	-----	-----	-----	-----

Ophthalmia neonatorum	0	0	0	0	0	0
-----------------------	---	---	---	---	---	---

STI cases reported by gender & age

Rattanak Kiri

Syndroms	Age groups					TOTAL
	<13	13-19	20-29	30-39	>40	

<i>Men</i>						
1- Urethral discharge	0	0	0	14	0	14
2 - Genital Ulcer	0	0	0	13	0	13
3 - Genital warts	0	0	0	0	0	0
4 - Scrotal swelling	0	0	0	4	0	4
5 - Inguinal bubo	0	0	0	0	0	0
6 - Others STIs	0	0	0	0	0	0
Total	0	0	0	31	0	31

<i>Women</i>						
1 - Vaginal discharge (total a + b + c)	0	0	143	69	0	212
a) Treatment for only Vaginitis	0	0	45	20	0	65
b) Treatment for Cervicitis	0	0	51	9	0	60
c) Treatment for Cervicitis + Vaginitis	0	0	47	40	0	87
2 - Lower abdominal pain (PID)	0	0	5	14	0	19
3 - Genital Ulcer	0	0	0	0	0	0
4 - Genital warts	0	0	0	0	0	0
5 - Inguinal bubo	0	0	0	0	0	0
6 - Others STIs	0	0	0	0	0	0
Total	0	0	148	83	0	231

TOTAL (men+women)	0	0	148	114	0	262
--------------------------	---	---	-----	-----	---	-----

Ophthalmia neonatorum	0	0	0	0	0	0
-----------------------	---	---	---	---	---	---

STI cases reported by gender & age

Sihanouk Ville

Syndroms	Age groups					TOTAL
	<13	13-19	20-29	30-39	>40	

<i>Men</i>						
1 - Urethral discharge	0	0	10	3	0	13
2 - Genital Ulcer	0	0	2	0	0	2
3 - Genital warts	0	0	2	1	0	3
4 - Scrotal swelling	0	0	1	0	2	3
5 - Inguinal bubo	0	0	0	0	0	0
6 - Others STIs	0	0	0	0	0	0
Total	0	0	15	4	2	21

<i>Women</i>						
1 - Vaginal discharge (total a + b + c)	0	74	385	41	5	505
<i>a) Treatment for only Vaginitis</i>	0	22	138	16	3	179
<i>b) Treatment for Cervicitis</i>	0	42	199	21	2	264
<i>c) Treatment for Cervicitis + Vaginitis</i>	0	10	48	4	0	62
2 - Lower abdominal pain (PID)	0	0	0	1	0	1
3 - Genital Ulcer	0	0	0	0	1	1
4 - Genital warts	0	0	8	0	0	8
5 - Inguinal bubo	0	0	0	0	0	0
6 - Others STIs	0	1	2	1	1	5
Total	0	75	395	43	7	520

TOTAL (men+women)	0	75	410	47	9	541
--------------------------	---	----	-----	----	---	-----

Ophthalmia neonatorum	0	0	0	0	0	0
-----------------------	---	---	---	---	---	---

STI cases reported by gender & age

Siam Reap

Syndroms	Age groups					TOTAL
	<13	13-19	20-29	30-39	>40	

<i>Men</i>						
1 - Urethral discharge	0	0	3	0	0	3
2 - Genital Ulcer	0	0	0	0	0	0
3 - Genital warts	0	0	0	0	0	0
4 - Scrotal swelling	0	0	0	0	0	0
5 - Inguinal bubo	0	0	0	0	0	0
6 - Others STIs	0	0	0	0	0	0
Total	0	0	3	0	0	3

<i>Women</i>						
1 - Vaginal discharge (<i>total a + b + c</i>)	0	82	236	13	1	332
<i>a) Treatment for only Vaginitis</i>	0	26	59	2	0	87
<i>b) Treatment for Cervicitis</i>	0	41	95	9	1	146
<i>c) Treatment for Cervicitis + Vaginitis</i>	0	15	82	2	0	99
2 - Lower abdominal pain (PID)	0	3	4	1	0	8
3 - Genital Ulcer	0	0	0	0	0	0
4 - Genital warts	0	18	16	1	0	35
5 - Inguinal bubo	0	0	0	0	0	0
6 - Others STIs	0	0	0	0	0	0
Total	0	103	256	15	1	375

TOTAL (men+women)	0	103	259	15	1	378
--------------------------	---	-----	-----	----	---	-----

Ophthalmia neonatorum	0	0	0	0	0	0
-----------------------	---	---	---	---	---	---

STI cases reported by gender & age

Steung Treng

Syndroms	Age groups					TOTAL
	<13	13-19	20-29	30-39	>40	

<i>Men</i>						
1- Urethral discharge	0	0	0	2	4	6
2 - Genital Ulcer	0	0	0	0	1	1
3 - Genital warts	0	0	1	0	0	1
4 - Scrotal swelling	0	0	0	0	0	0
5 - Inguinal bubo	0	0	0	0	0	0
6 - Others STIs	0	0	0	0	0	0
Total	0	0	1	2	5	8

<i>Women</i>						
1 - Vaginal discharge (<i>total a + b + c</i>)	0	28	100	37	8	173
<i>a) Treatment for only Vaginitis</i>	0	6	28	3	2	39
<i>b) Treatment for Cervicitis</i>	0	15	59	12	2	88
<i>c) Treatment for Cervicitis + Vaginitis</i>	0	7	13	22	4	46
2 - Lower abdominal pain (PID)	0	0	0	0	0	0
3 - Genital Ulcer	0	0	0	0	0	0
4 - Genital warts	0	0	0	0	0	0
5 - Inguinal bubo	0	0	0	0	0	0
6 - Others STIs	0	0	0	0	0	0
Total	0	28	100	37	8	173

TOTAL (men+women)	0	28	101	39	13	181
--------------------------	---	----	-----	----	----	-----

Ophthalmia neonatorum	0	0	0	0	0	0
-----------------------	---	---	---	---	---	---

STI cases reported by gender & age

Svay Rieng

Syndroms	Age groups					TOTAL
	<13	13-19	20-29	30-39	>40	

<i>Men</i>						
1- Urethral discharge	0	0	16	9	1	26
2 - Genital Ulcer	0	1	5	7	1	14
3 - Genital warts	0	0	2	4	0	6
4 - Scrotal swelling	0	0	1	0	0	1
5 - Inguinal bubo	0	0	0	0	0	0
6 - Others STIs	0	0	0	2	0	2
Total	0	1	24	22	2	49

<i>Women</i>						
1 - Vaginal discharge (<i>total a + b + c</i>)	0	18	71	66	34	189
<i>a) Treatment for only Vaginitis</i>	0	15	45	16	15	91
<i>b) Treatment for Cervicitis</i>	0	1	6	12	3	22
<i>c) Treatment for Cervicitis + Vaginitis</i>	0	2	20	38	16	76
2 - Lower abdominal pain (PID)	0	0	4	1	3	8
3 - Genital Ulcer	0	2	8	5	0	15
4 - Genital warts	0	0	0	0	0	0
5 - Inguinal bubo	0	0	0	0	0	0
6 - Others STIs	0	0	0	1	1	2
Total	0	20	83	73	38	214

TOTAL (men+women)	0	21	107	95	40	263
--------------------------	---	----	-----	----	----	-----

Ophthalmia neonatorum	0	0	0	0	0	0
-----------------------	---	---	---	---	---	---

STI cases reported by gender & age

Takeo

Syndroms	Age groups					TOTAL
	<13	13-19	20-29	30-39	>40	

<i>Men</i>						
1 - Urethral discharge	0	0	6	14	11	31
2 - Genital Ulcer	0	0	0	4	2	6
3 - Genital warts	0	0	0	0	0	0
4 - Scrotal swelling	0	0	0	0	0	0
5 - Inguinal bubo	0	0	0	0	0	0
6 - Others STIs	0	0	0	0	0	0
Total	0	0	6	18	13	37

<i>Women</i>						
1 - Vaginal discharge (<i>total a + b + c</i>)	0	21	123	151	66	361
<i>a) Treatment for only Vaginitis</i>	0	8	35	16	4	63
<i>b) Treatment for Cervicitis</i>	0	0	0	0	0	0
<i>c) Treatment for Cervicitis + Vaginitis</i>	0	13	88	135	62	298
2 - Lower abdominal pain (PID)	0	0	0	0	0	0
3 - Genital Ulcer	0	0	0	2	0	2
4 - Genital warts	0	0	0	0	0	0
5 - Inguinal bubo	0	0	0	0	0	0
6 - Others STIs	0	259	576	82	0	917
Total	0	280	699	235	66	1280

TOTAL (men+women)	0	280	705	253	79	1317
--------------------------	---	-----	-----	-----	----	------

Ophthalmia neonatorum	0	0	0	0	0	0
-----------------------	---	---	---	---	---	---

STI cases reported by professions

Bantey Meanchey

Professions (new cases)	Age groups					Total
	<13	13-19	20-29	30-39	>40	
Men						
Military	0	0	1		4	5
Police	0	0	0	2	0	2
Customers	0	0	0	1	0	1
Deminer	0	0	0	1	0	1
Other Government officers	0	0	1	2	7	10
Students/Youths	0	0	1	0	0	1
Others	0	1	53	53	30	137
Total of new cases (men)	0	1	56	61	41	157
Women						
Direct FSWs	0	58	359	9	0	426
Indirect FSWs	0	20	95	27	16	158
Housewives	0	32	185	126	71	414
Students/Youths	0	4	0	0	0	4
Others	0	1	30	19	11	61
Total of new cases (men)	0	115	669	181	98	1063
TOAL(men+women)	0	116	725	242	139	1220

STI cases reported by professions

Battam Bang

Professions (new cases)	Age groups					Total
	<13	13-19	20-29	30-39	>40	
Men						
Military	0	1	6	1	0	8
Police	0	0	3	3	0	6
Customers	0	0	0	0	0	0
Deminer	0	0	0	2	0	2
Other Government officers	0	0	1	0	0	1
Students/Youths	0	5	1	0	0	6
Others	0	4	29	18	10	61
Total of new cases (men)	0	10	40	24	10	84
Women						
Direct FSWs	0	46	53	0	0	99
Indirect FSWs	0	21	50	4	0	75
Housewives	0	12	66	115	79	272
Students/Youths	0	0	0	0	0	0
Others	0	0	0	0	0	0
Total of new cases (men)	0	79	169	119	79	446
TOAL(men+women)	0	89	209	143	89	530

STI cases reported by professions

Kampong Cham

Professions (new cases)	Age groups					Total
	<13	13-19	20-29	30-39	>40	
Men						
Military	0	0	0	5	6	11
Police	0	0	0	4	5	9
Customers	0	0	0	0	0	0
Deminer	0	0	0	0	1	1
Other Government officers	0	0	2	12	10	24
Students/Youths	0	0	5	0	0	5
Others	0	0	46	85	56	187
Total of new cases (men)	0	0	53	106	78	237
Women						
Direct FSWs	0	16	51	11	1	79
Indirect FSWs	0	2	31	7	0	40
Housewives	0	2	76	119	69	266
Students/Youths	2	1	0	0	0	3
Others	0	1	41	46	31	119
Total of new cases (men)	2	22	199	183	101	507
TOAL(men+women)	2	22	252	289	179	744

STI cases reported by professions

Kampong Chhnang

Professions (new cases)	Age groups					Total
	<13	13-19	20-29	30-39	>40	
Men						
Military	0	0	5	28	7	40
Police	0	0	9	38	7	54
Customers	0	0	0	0	0	0
Deminer	0	0	0	0	0	0
Other Government officers	0	0	14	56	17	87
Students/Youths	0	2	5	1	0	8
Others	0	0	24	72	10	106
Total of new cases (men)	0	2	57	195	41	295
Women						
Direct FSWs	0	7	47	4	1	59
Indirect FSWs	0	2	13	2	1	18
Housewives	0	5	235	139	95	474
Students/Youths	0	7	7	0	0	14
Others	0	0	90	71	16	177
Total of new cases (men)	0	21	392	216	113	742
TOAL(men+women)	0	23	449	411	154	1037

STI cases reported by professions

Kandal

Professions (new cases)	Age groups					Total
	<13	13-19	20-29	30-39	>40	
Men						
Military	0	0	0	0	0	0
Police	0	0	0	0	0	0
Customers	0	0	0	0	0	0
Deminer	0	0	0	0	0	0
Other Government officers	0	0	0	0	0	0
Students/Youths	0	0	0	0	0	0
Others	0	0	0	5	7	12
Total of new cases (men)	0	0	0	5	7	12
Women						
Direct FSWs	0	64	160	3	0	227
Indirect FSWs	0	0	0	0	0	0
Housewives	0	0	70	83	67	220
Students/Youths	0	0	0	0	0	0
Others	0	6	4	3	4	17
Total of new cases (men)	0	70	234	89	71	464
TOAL(men+women)	0	70	234	94	78	476

STI cases reported by professions

Koh Kong

Professions (new cases)	Age groups					Total
	<13	13-19	20-29	30-39	>40	
Men						
Military	0	0	2	8	7	17
Police	0	0	3	7	4	14
Customers	0	0	0	0	0	0
Deminer	0	0	0	0	0	0
Other Government officers	0	0	1	5	4	10
Students/Youths	0	0	0	1	0	1
Others	0	0	33	52	42	127
Total of new cases (men)	0	0	39	73	57	169
Women						
Direct FSWs	0	0	0	0	0	0
Indirect FSWs	0	5	17	0	0	22
Housewives	0	6	139	133	73	351
Students/Youths	0	2	0	0	0	2
Others	0	0	2	6	3	11
Total of new cases (men)	0	13	158	139	76	386
TOAL(men+women)	0	13	197	212	133	555

STI cases reported by professions

Kampong Speu

Professions (new cases)	Age groups					Total
	<13	13-19	20-29	30-39	>40	
Men						
Military	0	0	0	0	0	0
Police	0	0	0	0	0	0
Customers	0	0	0	0	0	0
Deminer	0	0	0	0	0	0
Other Government officers	0	0	0	0	0	0
Students/Youths	0	0	0	0	0	0
Others	0	0	4	36	1	41
Total of new cases (men)	0	0	4	36	1	41
Women						
Direct FSWs	0	0	95	0	0	95
Indirect FSWs	0	0	0	0	0	0
Housewives	0	4	47	65	27	143
Students/Youths	0	0	0	0	0	0
Others	0	0	0	1	3	4
Total of new cases (men)	0	4	142	66	30	242
TOAL(men+women)	0	4	146	102	31	283

STI cases reported by professions

Kampot

Professions (new cases)	Age groups					Total
	<13	13-19	20-29	30-39	>40	
Men						
Military	0	0	0	0	0	0
Police	0	0	0	0	0	0
Customers	0	0	0	0	0	0
Deminer	0	0	0	0	0	0
Other Government officers	0	0	0	1	1	2
Students/Youths	0	0	0	0	0	0
Others	0	0	3	12	5	20
Total of new cases (men)	0	0	3	13	6	22
Women						
Direct FSWs	0	1	26	1	1	29
Indirect FSWs	0	3	29	11	0	43
Housewives	0	1	14	21	7	43
Students/Youths	0	0	0	0	0	0
Others	0	0	0	6	0	6
Total of new cases (men)	0	5	69	39	8	121
TOAL(men+women)	0	5	72	52	14	143

STI cases reported by professions

Kratie

Professions (new cases)	Age groups					Total
	<13	13-19	20-29	30-39	>40	
Men						
Military	0	0	1	1	0	2
Police	0	0	4	3	0	7
Customers	0	0	3	1	0	4
Deminer	0	0	2	1	0	3
Other Government officers	0	0	0	0	0	0
Students/Youths	0	0	0	0	0	0
Others	0	1	14	13	7	35
Total of new cases (men)	0	1	24	19	7	51
Women						
Direct FSWs	0	6	23	2	0	31
Indirect FSWs	0	4	45	5	0	54
Housewives	0	10	186	200	31	427
Students/Youths	0	0	0	0	0	0
Others	0	0	0	0	0	0
Total of new cases (men)	0	20	254	207	31	512
TOAL(men+women)	0	21	278	226	38	563

STI cases reported by professions

Kampong Thom

Professions (new cases)	Age groups					Total
	<13	13-19	20-29	30-39	>40	
Men						
Military	0	0	2	19	14	35
Police	0	0	0	16	10	26
Customers	0	0	0	0	0	0
Deminer	0	0	0	0	0	0
Other Government officers	0	0	2	15	5	22
Students/Youths	0	5	2	1	1	9
Others	0	8	64	147	80	299
Total of new cases (men)	0	13	70	198	110	391
Women						
Direct FSWs	0	21	121	14	4	160
Indirect FSWs	0	10	85	5	1	101
Housewives	0	42	598	869	494	2003
Students/Youths	0	10	6	0	0	16
Others	0	7	174	258	157	596
Total of new cases (men)	0	90	984	1146	656	2876
TOAL(men+women)	0	103	1054	1344	766	3267

STI cases reported by professions

Pailin

Professions (new cases)	Age groups					Total
	<13	13-19	20-29	30-39	>40	
Men						
Military	0	0	6	21	10	37
Police	0	0	0	12	2	14
Customers	0	0	0	0	0	0
Deminer	0	0	0	2	0	2
Other Government officers	0	0	4	3	0	7
Students/Youths	0	0	1	0	0	1
Others	0	0	9	3	5	17
Total of new cases (men)	0	0	20	41	17	78
Women						
Direct FSWs	0	24	97	4	0	125
Indirect FSWs	0	6	99	17	2	124
Housewives	0	7	106	116	79	308
Students/Youths	0	0	0	0	0	0
Others	0	0	0	0	0	0
Total of new cases (men)	0	37	302	137	81	557
TOAL(men+women)	0	37	322	178	98	635

STI cases reported by professions

Phnom Penh

Professions (new cases)	Age groups					Total
	<13	13-19	20-29	30-39	>40	
Men						
Military	0	0	0	0	0	0
Police	0	0	0	0	2	2
Customers	0	0	0	0	0	0
Deminer	0	0	0	0	0	0
Other Government officers	0	0	0	0	0	0
Students/Youths	0	0	0	0	0	0
Others	0	0	8	12	14	34
Total of new cases (men)	0	0	8	12	16	36
Women						
Direct FSWs	0	0	0	0	0	0
Indirect FSWs	0	0	0	0	0	0
Housewives	0	1	22	11	21	55
Students/Youths	0	0	0	0	0	0
Others	0	2	36	18	29	85
Total of new cases (men)	0	3	58	29	50	140
TOAL(men+women)	0	3	66	41	66	176

STI cases reported by professions

Pursat

Professions (new cases)	Age groups					Total
	<13	13-19	20-29	30-39	>40	
Men						
Military	0	0	0	3	0	3
Police	0	0	0	1	0	1
Customers	0	0	0	0	0	0
Deminer	0	0	0	0	0	0
Other Government officers	0	0	2	0	0	2
Students/Youths	0	0	0	0	0	0
Others	0	0	1	2	2	5
Total of new cases (men)	0	0	3	6	2	11
Women						
Direct FSWs	0	7	21	2	0	30
Indirect FSWs	0	0	2	0	0	2
Housewives	0	0	1	2	2	5
Students/Youths	0	0	0	0	0	0
Others	0	3	11	1	0	15
Total of new cases (men)	0	10	35	5	2	52
TOAL(men+women)	0	10	38	11	4	63

STI cases reported by professions

Prey Veng

Professions (new cases)	Age groups					Total
	<13	13-19	20-29	30-39	>40	
Men						
Military	0	0	1	6	18	25
Police	0	0	0	3	17	20
Customers	0	0	0	0	0	0
Deminer	0	0	0	0	0	0
Other Government officers	0	0	0	6	0	6
Students/Youths	0	0	0	0	0	0
Others	0	2	14	30	22	68
Total of new cases (men)	0	2	15	45	57	119
Women						
Direct FSWs	0	17	17	0	0	34
Indirect FSWs	0	23	33	0	0	56
Housewives	0	10	202	235	112	559
Students/Youths	0	0	0	0	0	0
Others	0	0	0	0	1	1
Total of new cases (men)	0	50	252	235	113	650
TOAL(men+women)	0	52	267	280	170	769

STI cases reported by professions

Preah Vihea

Professions (new cases)	Age groups					Total
	<13	13-19	20-29	30-39	>40	
Men						
Military	0	0	2	10	1	13
Police	0	0	2	5	1	8
Customers	0	0	0	0	0	0
Deminer	0	0	0	0	0	0
Other Government officers	0	0	2	15	7	24
Students/Youths	0	0	0	0	0	0
Others	0	0	11	52	27	90
Total of new cases (men)	0	0	17	82	36	135
Women						
Direct FSWs	0	9	20	4	1	34
Indirect FSWs	0	0	0	0	0	0
Housewives	0	1	105	86	64	256
Students/Youths	0	0	0	0	0	0
Others	0	0	6	14	8	28
Total of new cases (men)	0	10	131	104	73	318
TOAL(men+women)	0	10	148	186	109	453

STI cases reported by professions

Sihanouk Ville

Professions (new cases)	Age groups					Total
	<13	13-19	20-29	30-39	>40	
Men						
Military	0	0	0	0	0	0
Police	0	0	0	3	0	3
Customers	0	0	0	0	0	0
Deminer	0	0	0	0	0	0
Other Government officers	0	0	2	1	0	3
Students/Youths	0	0	4	1	0	5
Others	0	0	3	5	2	10
Total of new cases (men)	0	0	9	10	2	21
Women						
Direct FSWs	0	14	72	6	0	92
Indirect FSWs	0	6	42	4	0	52
Housewives	0	1	5	5	7	18
Students/Youths	0	0	0	0	0	0
Others	0	0	0	0	0	0
Total of new cases (men)	0	21	119	15	7	162
TOAL(men+women)	0	21	128	25	9	183

STI cases reported by professions

Siam Reap

Professions (new cases)	Age groups					Total
	<13	13-19	20-29	30-39	>40	
Men						
Military	0	0	0	0	0	0
Police	0	0	0	0	0	0
Customers	0	0	0	0	0	0
Deminer	0	0	0	0	0	0
Other Government officers	0	0	0	0	0	0
Students/Youths	0	0	0	0	0	0
Others	0	0	3	0	0	3
Total of new cases (men)	0	0	3	0	0	3
Women						
Direct FSWs	0	335	728	45	8	1116
Indirect FSWs	0	66	197	14	1	278
Housewives	0	0	0	0	0	0
Students/Youths	0	0	0	0	0	0
Others	0	0	0	0	0	0
Total of new cases (men)	0	401	925	59	9	1394
TOAL(men+women)	0	401	928	59	9	1397

STI cases reported by professions

Streung Treng

Professions (new cases)	Age groups					Total
	<13	13-19	20-29	30-39	>40	
Men						
Military	0	0	0	0	1	1
Police	0	0	0	2	1	3
Customers	0	0	0	0	0	0
Deminer	0	0	0	0	0	0
Other Government officers	0	0	0	0	0	0
Students/Youths	0	0	0	0	0	0
Others	0	0	1	0	3	4
Total of new cases (men)	0	0	1	2	5	8
Women						
Direct FSWs	0	15	82	15	0	112
Indirect FSWs	0	1	6	0	0	7
Housewives	0	2	21	21	10	54
Students/Youths	0	0	0	0	0	0
Others	0	0	0	0	0	0
Total of new cases (men)	0	18	109	36	10	173
TOAL(men+women)	0	18	110	38	15	181

STI cases reported by professions

Svay Rieng

Professions (new cases)	Age groups					Total
	<13	13-19	20-29	30-39	>40	
Men						
Military	0	0	2	4	1	7
Police	0	0	3	9	0	12
Customers	0	0	0	0	0	0
Deminer	0	0	0	0	0	0
Other Government officers	0	0	3	2	1	6
Students/Youths	0	2	4	0	0	6
Others	0	1	23	17	2	43
Total of new cases (men)	0	3	35	32	4	74
Women						
Direct FSWs	0	76	92	25	0	193
Indirect FSWs	0	86	109	53	0	248
Housewives	0	14	60	57	37	168
Students/Youths	0	0	0	0	0	0
Others	0	0	1	3	4	8
Total of new cases (men)	0	176	262	138	41	617
TOAL(men+women)	0	179	297	170	45	691

STI cases reported by professions

Takeo

Professions (new cases)	Age groups					Total
	<13	13-19	20-29	30-39	>40	
Men						
Military	0	0	0	0	0	0
Police	0	0	0	0	0	0
Customers	0	0	0	0	0	0
Deminer	0	0	0	0	0	0
Other Government officers	0	0	0	0	0	0
Students/Youths	0	0	0	0	0	0
Others	0	0	6	18	12	36
Total of new cases (men)	0	0	6	18	12	36
Women						
Direct FSWs	0	97	222	34	0	353
Indirect FSWs	0	181	422	57	0	660
Housewives	0	1	56	146	67	270
Students/Youths	0	0	0	0	0	0
Others	0	0	0	0	0	0
Total of new cases (men)	0	279	700	237	67	1283
TOAL(men+women)	0	279	706	255	79	1319

Number of Brothel Based Sex Workers, February-1996

No	City/Province	No. of District	No. of District Surveyed	No. of Brothel	No. of CSWs
1	Phnom Penh	7	6	287	774
2	Kandal	11	2	187	124
3	Kampong Cham	16	14	27	195
4	Svay Rieng	7	2	16	73
5	Prey Veng	12	10	38	131
6	Takeo	10	3	14	121
7	Kampong Thom	8	2	5	105
8	Siem Reap	14	3	38	182
9	Battam Bang	8	4	63	230
10	Bantey Meanchey	8	8	84	500
11	Pursat	5		23	161
12	Kampong Chnang	8	5	42	240
13	Sihanouk Ville	3	3	97	395
14	Kampot	8	2	23	200
15	Kep	2	2	0	0
16	Koh Kong	7	2	13	84
17	Kampong Speu	8	3	39	153
18	Preah Vihea	7	2	9	41
19	Stung Treng	5	1	17	71
20	Rattanak Kiri	9	1	14	70
21	Mondul Kiri	6		0	6
22	Kratie	6		29	89
	Total			1065	3945

Source: Report From All Provincial AIDS Office/National AIDS Office

Reported number of brothels and FSWs in Cambodia- 1997

No.	Provinces	Brothels	FSWs		Total
			Khmer	Vietnam	
1	Sihanouk Ville	81	395	56	451
2	Kg-Cham	80	302	80	382
3	Koh Kong	79	285	93	378
4	Kratie	35	129	15	144
5	Rattanakiri	11	40	15	55
6	Kg-Chhnang	38	70	157	227
7	Battambang	55	195	7	202
8	Takeo	14	102	20	122
9	Stung Treng	21	53	14	67
10	Kg-Speu	32	131	9	140
11	Kandal	41	275	21	296
12	Pursat	25	116	35	151
13	Prey Veng	37	75	79	154
14	Kampot	9	66	7	73
15	Svay Rieng	15	42	22	64
16	Kg-Thom	23	107	0	107
17	Banteay Meanchey	102	519	43	562
18	Siem Reap	23	189	34	223
19	Mondulkiri	1	6	0	6
20	Kep	1	7	0	7
21	Preah Vihear	5	29	2	31
22	Phnom Penh		2160		3842
	Total	728			6002

Source: IEC Unit/Dr.Ven Ratanak

Reported number of IDFSWs in Cambodia- 1997

No.	Province	IDFSWs
1	Sihanouk VILLE	262
2	Kg-Cham	295
3	Koh Kong	109
4	Kratie	81
5	Rattanakiri	39
6	Kg-Chnnang	115
7	Battambang	264
8	Takeo	139
9	Stung Treng	57
10	Kg-Speu	53
11	Kandal	46
12	Pursat	73
13	Prey Veng	72
14	Kampot	73
15	Svay Rieng	52
16	Kg-Thom	123
17	Banteay Meancehy	160
18	Siem Reap	516
19	Mondulkiri	0
20	Kep	0
21	Preah Vihear	0
22	Phnom Penh	2780
	Total	5309

Source: IEC Unit/Dr.Ven Ratanak

Reported Number of DCSWs in 22 provinces in 1998

No	Cities/Provinces	Brothels	Number of DCSWs		Total
			Cambodian	Vietnamese	
1	Svay Rieng	17	76 p	17 p	93 p
2	Kompong Thom	19	92 p		92 p
3	Ratanakiri	11	40 p	15 p	55 p
4	Pusat	24	137 p	47 p	184 p
5	Kampong Chhang	38	70 p	157 p	227 p
6	Koh Kong	79	285 p	93 p	378 p
7	Kampong Cham	80	302 p	80 p	382 p
8	kampot	12	74 p	8 p	82 p
9	Sihanouk vile	81	395 p	64 p	459 p
10	Prey Veng	40	111 p	41 p	152 p
11	Krong Keb	1	3 p		3 p
12	Kampong Speu	29	101 p	5 p	106 p
13	Bantey Meanchey	121	743 p	53 p	796 p
14	Siem Reap	23	105 p	93 p	198 p
15	Kratie	35	129 p	15 p	144 p
16	Kandal	41	275 p	21 p	296 p
17	Mondulkiri	2	16 p		16 p
18	Stung Streng	14	59 p	14 p	73 p
19	Battambang	55	195 p	7 p	202 p
20	Takeo	14	104 p	28 p	132 p
21	Preah Vihea	5	45 p		45 p
22	Phnom Penh	559	1085 p	1035 p	2120 p
Total		1300	4442 p	1793 p	6235 p

Source: Dr.Ven Ratanak/IEC Unit- October 25, 1998

Reported Number of IDCSWs in 22 Provinces in 1998

No	Provinces	Beer girl	Bar girl	Karaoke	Massage girl	Total
1	Svay Rieng	36 p	25 p		20 p	81 p
2	Kompong Thom	46 p	35 p			81 p
3	Ratanakiri	33 p	6 p			39 p
4	Pusat	34 p	39 p			73 p
5	Kampong Chhang	52 p	38 p			90 p
6	Koh Kong	39 p	63 p		17 p	119 p
7	Kampong Cham	265 p	30 p		3 p	295 p
8	kampot	43 p	30 p			181 p
9	Sihanouk vile	137 p	185 p	84 p		406 p
10	Prey Veng	96 p				96 p
11	Krong Keb	0	0	0	0	0
12	Kampong Speu	20 p				20 p
13	Bantey Meanchey	23 p	71 p			126 p
14	Siem Reap	118 p	105 p			629 p
15	Kratie	62 p	19 p	16 p	4 p	149 p
16	Kandal	46 p				46 p
17	Mondulkiri	0	0	4 p		4 p
18	Stung Streng	32 p	10 p	11 p		73 p
19	Battambang	169 p	35 p		26 p	300 p
20	Takeo	54 p				54 p
21	Preah Vihea	0	0	0	0	0
22	Phnom Penh	645 p	806 p	530 p	490 p	3257 p
	Total	1950 p	1497 p	645 p	560 p	6119 p

Source: Dr.Ven Ratanak/IEC Unit, October 25, 1998

Numbers of DFSW reported to PAOs in all provinces, 2000

No.	Province	Brothels	
		No.	Worker
1	Battambang	56	356
2	Pursat	17	150
3	Kampong Chhnang	22	134
4	Banteay Meanchey	55	250
5	Kampong Speu	39	143
6	Keb	0	0
7	Kampot	14	62
8	Sihanouk Ville	89	508
9	Svay Rieng	11	61
10	Prey Veng	39	175
11	Kratie	30	98
12	Steung Treng	11	39
13	Rattanak Kiri	11	51
14	Mondul Kiri	2	10
15	Kampong Thom	14	43
16	Kampong Cham	46	213
17	Takeo	16	105
18	Preas Vihea	14	51
19	Koh Kong	42	201
20	Phnom Penh	153	751
21	Pailin	15	127
22	Siem Reap	28	194
23	Kandal	33	150
	Total	757	3872

Numbers of IDFSW reported to PAOs in all provinces, 2000

No	Province	Beer Company		Bar		Karaoke		Massage		Freelance		Total
		No.	Worker	No.	Worker	No.	Worker	No.	Worker	No.	Worker	
1	Battambang	5	168	3	128	10	98	3	18	1	12	424
2	Pursat	2	27	0	15	4	37	0	0	1	15	94
3	Kampong Chhnang	3	23	0	0	8	24	0	0	0	0	47
4	Banteay Meanchey	3	42	4	168	20	120	11	18	10	50	398
5	Kampong Speu	2	21	0	0	6	14	0	0	0	0	35
6	Keb	0	0	0	0	4	1	0	0	0	0	1
7	Kampot	6	54	1	12	1	4	1	3	0	0	73
8	Sihanouk Ville	5	91	2	39	11	75	5	26	2	12	243
9	Svay Rieng	2	17	2	8	9	28	1	8	0	0	61
10	Prey Veng	5	20	0	9	5	36	0	0	0	0	65
11	Kratie	4	42	0	0	15	12	3	5	0	0	59
12	Steung Treng	3	18	1	9	9	12	0	0	0	0	39
13	Rattanak Kiri	4	37	2	6	4	0	4	4	0	0	47
14	Mondul Kiri	0	0	0	0	5	15	0	0	0	0	15
15	Kampong Thom	5	54	1	25	2	10	0	0	0	0	89
16	Kampong Cham	5	203	2	30	60	130	0	0	0	0	363
17	Takeo	7	72	3	35	8	28	0	0	0	0	135
18	Preas Vihea	3	25	0	0	7	29	0	0	0	0	54
19	Koh Kong	5	16	1	35	124	226	14	17	0	0	294
20	Phnom Penh	8	1680	17	364	170	1300	72	502	1	40	3886
21	Pailin	1	8	2	4	17	39	4	16	0	20	87
22	Siem Reap	10	112	4	150	5	49	4	72	0	0	383
23	Kandal	2	58	1	0	6	54	0	0	0	0	112
	Total	90	2788	46	1037	510	2341	122	689	15	149	7004

Number of DFSW reported to PAOs in all provinces: Quarter 2, 2002

Code	Province	Brothel	Kh brothel	Vn brothel	Total FSW	Kh FSW	Vn FSW
1	Batey Meanchey	61			318		
2	Battambang	77			340		
3	Kg-Cham	34			148		
4	Kg-Chnnang	16			97		
5	Kg-Speu	37			154		
6	Kg-Thom	34			109		
7	Kampot	15			95		
8	Kandal	33			184		
9	Kohkong				116		
10	Kratie	37			105		
11	Pailin	16			132		
12	Phnom Penh	200			1244		
13	Prey Veng				119		
14	Pursat	22			74		
15	Rattanakiri	11			32		
16	Siem Reap	20			222		
17	Sihanouk Ville	65			484		
18	Stung Treng	24			56		
19	Svay Rieng	13			46		
20	Takeo				100		
21	Preah Vihea	17			60		
22	Mondul Kiri	6			18		
23	Oudomeanchey	29			150		
24	Kep						
	Total	767			4403		

Number of IDFSW reported to PAOs in all provinces, 2002

Code	Province	Beer comp		Restaurant		Massage		Karaoke worker		Total
		No.	Worker	No.	Worker	No.	Worker	No.	Worker	
1	Batey Meanchey	4	54			2	15	17	204	273
2	Battambang	5	117							117
3	Kg-Cham	7	135							135
4	Kg-Chnnang	2	23	12	54					77
5	Kg-Speu	2	20	3	21					41
6	Kg-Thom	7	20							20
7	Kampot	4	50					7	10	60
8	Kandal									74
9	Kohkong	1	6					22	88	94
10	Kratie		50		40					90
11	Pailin	15	152							152
12	Phnom Penh	18	1443			61	702			2145
13	Prey Veng*		31			3	71			102
14	Pursat	3	31	8	40					71
15	Rattanakiri		16				7		4	27
16	Siem Reap	7	108	11	149					257
17	Sihanouk Ville	4	103	11	228					331
18	Stung Treng		20							20
19	Svay Rieng	2	15					2	37	52
20	Takeo	4	42							42
21	Preah Vihea		18					12		18
22	Mondul Kiri									0
23	Odor Meanchey		25				5			30
24	Kep									
	Total	85	2479	45	532	66	800		343	4350

Numbers of DFSW reported to PAOs, 2003

No	Province/Municipal	Brothel	
		No	Worker
1	Battambang	29	157
2	Bantey Meanchey	57	391
3	Kampong Cham	58	257
4	Kampong Chnang	25	112
5	Kampong Pseu	35	136
6	Kampong Thom	34	78
7	Kampot	14	83
8	Kandal	40	130
9	Koh Kong	13	107
10	Kratie	25	31
11	Kep	0	0
12	Mondul Kiri	9	28
13	Odor Meanchey	27	156
14	Pailin	14	128
15	Phnom Penh	200	752
16	Preah Vihea	17	75
17	Prey Veng	26	154
18	Pursat	12	75
19	Rattanak Kiri	7	37
20	Siem Reap	26	221
21	Sihanouk Ville	56	388
22	Stung Treng	20	61
23	Svay Rieng	20	64
24	Takeo	24	143
Total		788	3764

Surveillance Unit, BCC Unit, NCHADS

Numbers of IDFSW reported to PAOs in all provinces, 2003

No	Province	Beer Comp		Beer Garden		Karaoke		Massage	
		No	Worker	No	Worker	No	Worker	No	Worker
1	Battambang	5	98	6	8	49	421	2	20
2	Bantey Meanchey	4	57	1	0	23	331	0	0
3	Kampong Cham	9	144	0	0	44	307	2	40
4	Kampong Chnang	2	26	0	0	11	52	0	0
5	Kampong Pseu	2	25	3	16	0	0	0	0
6	Kampong Thom	7	53	3	24	10	43	0	0
7	Kampot	5	46	0	0	6	34	1	2
8	Kandal	2	97	4	76	0	0	2	6
9	Koh Kong	3	9	9	25	62	183	7	14
10	Kratie	4	21	0	0	18	30	0	0
11	Kep	0	0	0	0	1	2	0	0
12	Mondul Kiri	0	0	0	0	6	19	0	0
13	Odor Meanchey	2	10	1	5	25	76	0	0
14	Pailin	1	9	1	17	8	52	3	10
15	Phnom Penh	7	2262	115	492	0	0	45	511
16	Preah Vihea	2	14	0	0	0	0	0	0
17	Prey Veng	23	72	5	0	0	0	0	0
18	Pursat	2	26	0	0	5	44	0	0
19	Rattanak Kiri	2	16	9	9	16	1	0	0
20	Siem Reap	9	203	8	73	8	145	8	165
21	Sihanouk Ville	5	107	3	68	10	224	3	23
22	Stung Treng	3	8	0	0	3	0	0	0
23	Svay Rieng	2	10	0	0	7	32	0	0
24	Takeo	3	38			32	98		
Total		104	3351	168	813	344	2094	73	791

Grand total 7738

Number of IDFSW reported to PAOs in all provinces, Quarter 3, 2004

No.	Province	Brothel	
		No.	Worker
1	Phnom Penh	339	1641
2	Kampong Cham	57	245
3	Battambang *	72	464
4	Sihanouk Ville	40	199
5	Siem Reap	37	286
6	Kandal	38	118
7	Takeo	24	96
8	Prey Veng	32	117
9	Svay Rieng	15	56
10	Kampong Chhnang	25	104
11	Pursat	11	64
12	Kompong Thom	32	61
13	Tsung Treng	23	53
14	Bantey Meanchey	41	238
15	Koh Kong	22	118
16	Kampot	15	66
17	Preah Vihear	18	70
18	Ratanakiri	7	37
19	Mondulkiri	9	52
20	Kratie	22	57
21	Keb	0	0
22	Kampong Speu	34	97
23	Odor Meanchey	35	168
24	Pailin	12	97
Total		960	4504

* Battambang, freelance sex workers were included

Source: Surveillance Unit, BCC Unit, NCHADS

Number of IDFSW reported to PAOs in all provinces, Quarter 3, 2004

No.	Province	Beer companies		Karaoke		Massage		Beer Garden		Total
		No.	Worker	No.	Worker	No.	Worker	No.	Worker	
1	Phnom Penh	7	2356	0	0	66	363	115	352	3071
2	Kampong Cham	8	137	49	395	2	10	0	0	542
3	Battambang *	4	99	44	328	2	15	5	30	472
4	Sihanouk Ville	5	118	30	298	8	23	0	0	439
5	Siem Reap	8	198	40	511	0	0	0	0	709
6	Kandal	2	33	6	72	3	5	0	0	110
7	Takeo	3	18	37	110	0	0	0	0	128
8	Prey Veng	0	0	0	0	0	0	3	16	16
9	Svay Rieng	2	12	20	82	0	0	0	0	94
10	Kampong Chhnang	2	26	11	51	0	0	0	0	77
11	Pursat	2	27	6	46	0	0	0	0	73
12	Kompong Thom	3	38	26	85	0	0	3	8	131
13	Tsung Treng	3	13	0	0	0	0	0	0	13
14	Bantey Meanchey	4	30	12	317	0	0	0	0	347
15	Koh Kong	4	14	41	172	0	0	0	0	186
16	Kampot	7	59	6	31	1	1	0	0	91
17	Preah Vihear	3	19	2	2	0	0	0	0	21
18	Ratanakiri	5	26	0	0	0	0	0	0	26
19	Monduliri	0	0	2	10	0	0	0	0	10
20	Kratie	4	21	20	62	0	0	0	0	83
21	Keb	0	0	0	0	0	0	0	0	0
22	Kampong Speu	2	19	0	0	0	0	0	0	19
23	Odor Meanchey	1	2	13	78	0	0	0	0	80
24	Pailin	0	0	13	99	3	9			108
Total		79	3265	378	2749	85	426	126	406	6846

Source: Surveillance UNit, BCC Unit, NCHADS

REPORTED COMMERCIAL SEX ESTABLISHMENT AND ITS WORKERS IN

CAMBODIA June, 2005

ALL PROVINCES

No.	Province	Brotel		Beer		Karaoke		Massage		Beer Garden/ Restaurant		Hotel/gueshouse		Other	
		No.	Worker	No.	Worker	No.	Worker	No.	Worker	No.	Worker	No.	Worker	No.	Worker
1	Phnom Penh	96	445	13	678	0	0	67	334	0	0	0	0	0	0
2	Kampong Cham	54	222	8	97	51	366	0	0	7	56	0	0	0	0
3	Battambang	62	377	4	83	51	479	0	0	15	132	0	0	0	0
4	Sihanouk Ville	43	240	5	121	27	340	0	0	0	0	0	0	0	0
5	Siem Reap	25	224	9	236	39	114	0	0	0	0	0	0	0	0
6	Kandal	23	85	0	0	5	109	0	0	0	0	0	0	0	0
7	Takeo	25	103	3	17	28	97	0	0	0	0	0	0	0	0
8	Prey Veng	13	57	0	0	8	53	0	0	16	61	3	21	0	0
9	Svay Rieng	16	60	0	0	26	122	0	0	0	0	0	0	0	0
10	Kampong Chhnang	13	64	2	21	3	32	0	0	3	6	0		1	19
11	Pursat	19	99	2	29	0	0	0	0	0	0	0	0	0	0
12	Kompong Thom	29	70	0	0	35	161	0	0	12	52	15	52	0	0
13	Tsung Treng	19	56	2	7	1	2	0	0	0	0	0	0	0	0
14	Bantey Meanchey	43	250	2	29	16	438	0	0	0	0	0	0	0	0
15	Koh Kong	13	82	4	16	38	108	0	0	5	102	0	0	0	0
16	Kampot	16	73	7	69	5	37	0	0	0	0	0	0	0	0

No.	Province	Brotel		Beer		Karaoke		Massage		Beer Garden/ Restaurant		Hotel/gueshouse		Other	
		No.	Worker	No.	Worker	No.	Worker	No.	Worker	No.	Worker	No.	Worker	No.	Worker
17	Preah Vihear	11	40	3	14	0	0	0	0	0	0	0	0	1	6
18	Ratanakiri	5	31	2	13	3	24	0	0	0	0	0	0	0	0
19	Mondulkiri	10	51	0	0	1	1	0	0	0	0	0	0	0	0
20	Kratie	19	73	3	12	24	82	0	0	0	0	0	0	0	0
21	Keb	1	5	0	0	0	0	0	0	0	0	0	0	0	0
22	Kampong Speu	48	172	2	16	0	0	0	0	2	7	2	4	0	0
23	Odor Meanchey	27	138	0	0	0	0	0	0	0	0	0	0	0	0
24	Pailin	14	111	0	0	8	65	4	7	4	21	2	6	2	25
Total		287	3128	71	1458	369	2630	71	341	64	437	22	83	4	50

Provincial STD data available by July 2005 for analysis purpose

No.	Province	Site	Last Avail. Month	Last Avail. Date
1	Battambang		6	24
2	Kampong Cham			
		KPC memot	5	25
		KPC phd	6	15
		KPC tbong kmoum	5	24
3	Kampot		6	22
4	Koh Kong		4	29
5	Pailin		6	21
6	Preah Vihear		6	16
7	Siem Reap		6	16
8	Sihanouk Ville		6	17
9	Stung Treng		5	5
10	Svay Rieng		6	16
11	Takeo		6	24
12	Banteay Meanchey		6 (Full)	
13	Toul svay Prey		6 (Full)	
14	Kampong Chhang		3	24
15	Kandal		3	25
16	Kratie		3	13
17	Kampong Speu		3	21
18	Pursat		6	22

* Light blue color indicates that the data was collected by the Surveillance Unit staff

** Red color indicates that the data was sent to the STD Unit at NCHADS by the respective provinces

STI Case Report from Standard Medical History (SMH) Database for Sex Workers

Date of case report: January to June, 2005 (Please see page 83)

1. General Information

Total number of sex workers with STD checked up at the special STD clinics extracted SMH database

	Freq.	%
First consultation	2,109	20.4
>1 consultation	8,228	79.6
	10,337	100

Total Consultation by project

	Freq.	%
FHI	7,110	68.78
DFID	1,684	16.29
ITM/EU	1,081	10.46
CDC	462	4.47
	10,337	100

Fist consultation by project

	Freq.	%
FHI	1,560	73.97
DFID	375	17.78
ITM/EU	128	6.07
CDC	46	2.18
	2,109	100

STD First consultation in provinces supported by FHI

	Freq.	%
Kampong Cham	243	15.58
Kampong Chhnang	51	3.27
Kampong Speu	60	3.85
Kampot	75	4.81
Kandal	77	4.94
Kratie	27	1.73
Pailin	96	6.15
Phnom Penh*	381	24.42
Preah Vihear	38	2.44
Pursat	66	4.23
Siem Reap	207	13.27
Stung Treng	27	1.73
Takeo	212	13.59
	1,560	100

* Data from Toul Svay Prey clinic only

STD First consultation in provinces supported by DFID

	Freq.	%
Battambang*	285	76
Koh Kong	55	14.67
Svay Rieng	35	9.33
	375	100

* Include both Direct Commercial Sex Worker and Indirect Commercial Sex Worker

STD First consultation in provinces supported by ITM/EU

	Freq.	%
Sihanouk Ville	128	100
	128	100

STD First consultation in provinces supported by CDC

	Freq.	%
Bantey Meanchey*	46	100
	46	100

* STD clinic in Serey Sophoan only

Age groups

	First Consultation	
	Freq.	%
<20	399	18.95
20-24	977	46.41
25-29	535	25.42
>29	194	9.22
	2105	100

Knowledge to avoid pregnancy

	First Consultation		Consultation	
	Freq.	%	Freq.	%
Codom only	1,910	91	1,911	18.49
Pill	30	1	30	0.29
Injection	8	0	8	0.08
No contraception	154	7	154	1.49
No info	7	0	8,234	79.66
	2,109	100	10,337	100

Ever Had Abortion

	First Consultation	
	Freq.	%
Never abortion	1,615	76.58
>=1 abortion	494	23
	2,109	100

Frequency Abortion (Among those who ever had abortion: n=494)

	First Consultation	
	Freq.	%
One time	334	68
Two time	89	18
Three times	36	7
Four times	11	2
Five times	8	2
More than 5 times	16	3
	494	100

2. Reason for consulting and health seeking behavior

	First Consultation n= 2109		Total Consultation n= 10337	
	Freq.	%	Freq.	%
Vaginal discharge	754	35.75	2289	22.14
Itching	314	14.89	836	8.09
Dysuria	55	2.61	160	1.55
Genital warts	4	0.19	36	0.35
Genital ulcer	2	0.09	18	0.17
Inguinal bubo	8	0.38	13	0.13
Lower abdominal pain	142	6.73	425	4.11
Pain during sex	162	7.68	609	5.89
No Symptom	1228	58.23	7403	71.62

3. Risk assessment for cervicitis

(If answer is **YES** to 2 or more questions, treat for cervicitis)

	First Consultation n= 2109		Total Consultation n= 10337	
	Freq.	%	Freq.	%
Complaint of yellow thickness	125	5.93	280	2.71
Low abdominal pain during intercourse	100	4.74	269	2.6
More than 5 clients per day unprotected with new clients	58	2.75	319	3.09
	25	1.19	76	0.74

4. Clinical Examination

a. External genital examination

	First Consultation n= 2109		Total Consultation n= 10337	
	Freq.	%	Freq.	%
Ulceration	5	0.24	13	0.13
Adenopathies			2	0.02
Bubo	3	0.14	3	0.03
Genital warts	6	0.28	53	0.51
Normal	2026	96.06	9806	94.86

b. Speculum examination

	First Consultation n= 2109		Total Consultation n= 10337	
	Freq.	%	Freq.	%
Discharge	1344	63.73	5153	49.85
Genital warts	3	0.14	32	0.31
Genital ulcer	8	0.38	18	0.17
Erosion	174	8.25	457	4.42
Bleeding cervix	29	1.38	72	0.7
Cervical pus	252	11.95	653	6.32
Nabothian cyst	9	0.43	19	0.18

Type of discharge (only among those with discharge by examination)

	First Consultation n= 1344		Total Consultation n= 5153	
	Freq.	%	Freq.	%
Normal	448	33.33	2702	52.44
Yellowist/mucospurulent	189	14.06	595	11.55
Frothy, greenish	123	9.15	337	6.54
Curd-like	239	17.78	632	12.26
Eau-de-riz	393	29.24	940	18.24
Unspecified	58	4.32	109	2.12

C. Deep pain on bimanual palpation

	First Consultation n= 2109		Total Consultation n= 10334	
	Freq.	%	Freq.	%
Yes	103	4.88	282	2.73
No	1932	91.61	9659	93.47

5. Laboratory Testing

RPR testing (this is only for the first consultation visit)

	First Consultation n= 2109		Total Consultation n= 10326	
	Freq.	%	Freq.	%
Positive	10	0.47	13	0.13
Negative	435	20.63	437	4.23

Microscopic examination of vaginal smear (only among those with smear examination)

	First Consultation n=		Total Consultation n= 10337	
	Freq.	%	Freq.	%
Normal	163	7.73	363	3.51
Trichomonas	9	0.43	27	0.26
Candida	40	1.9	101	0.98
Clue cells	118	5.6	305	2.95
Tv+Ca	3	0.14	7	0.07
Tv+Clue cells	3		3	0.03

Microscopic examination of cervical smear (only among those with smear examination)

	First Consultation n= 2109		Total Consultation n= 10335	
	Freq.	%	Freq.	%
0-10 WBC/HPF (normal)	71	3.37	306	2.96
11-20 WBC/HPF	48	2.28	294	2.84
>20 WBC/HPF	23	1.09	120	1.16

6. Diagnosis

	First Consultation n= 2109		Total Consultation n= 10337	
	Freq.	%	Freq.	%
Vaginitis candidiasis	380	18.02	914	8.84
Vaginitis TV/BV	592	28.07	1445	13.98
Cervicits	516	24.47	1411	13.65
PID	9	0.43	27	0.26
Genital Ulcer	8	0.38	20	0.19
Genital warts	7	0.33	68	0.66
LGV				
Syphilis (with RPR positive)	6	0.28	6	0.06

7. Treatment

	First Consultation n= 2109		Total Consultation n= 10337	
	Freq.	%	Freq.	%
Cefixime	450	21.34	1195	11.56
Ceftriaxone	62	2.94	145	1.4
Spectinomycine	21	1	71	0.69
Ciprofloxamycine	13	0.62	24	0.23
Cotrimoxazole	7	0.33	15	0.15
Benzathine Peni	7	0.33	11	0.11
Erythromycine	81	3.84	170	1.64

Doxycycline	366	17.35	1078	10.43
Azithromycine	95	4.5	221	2.14
Metronidazole	597	28.31	1477	14.29
Nystatine	12	0.57	37	0.36
Clotrimazole	365	17.31	894	8.65
Miconazole	9	0.43	26	0.25
Violet Gentiane	1	0.05	16	0.15
Acyclovir			1	0.01
Podophylline	7	0.33	41	0.4
Electrocauterisation			16	0.15