



National Center for HIV/AIDS, Dermatology and STDs (NCHADS)

របាយការណ៍ប្រចាំត្រីមាស
ស្តីពីការគ្រប់គ្រងករណីអេដស៍សកម្ម
ប្រចាំត្រីមាសទី ២ ឆ្នាំ ២០១៩

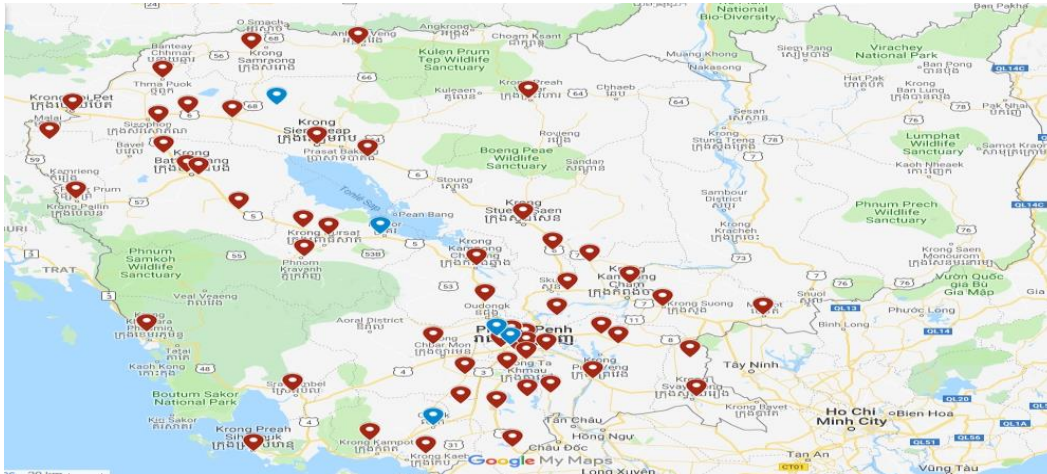
B-IACM Quarterly report,
Q2, 2019

- **Introduction:**

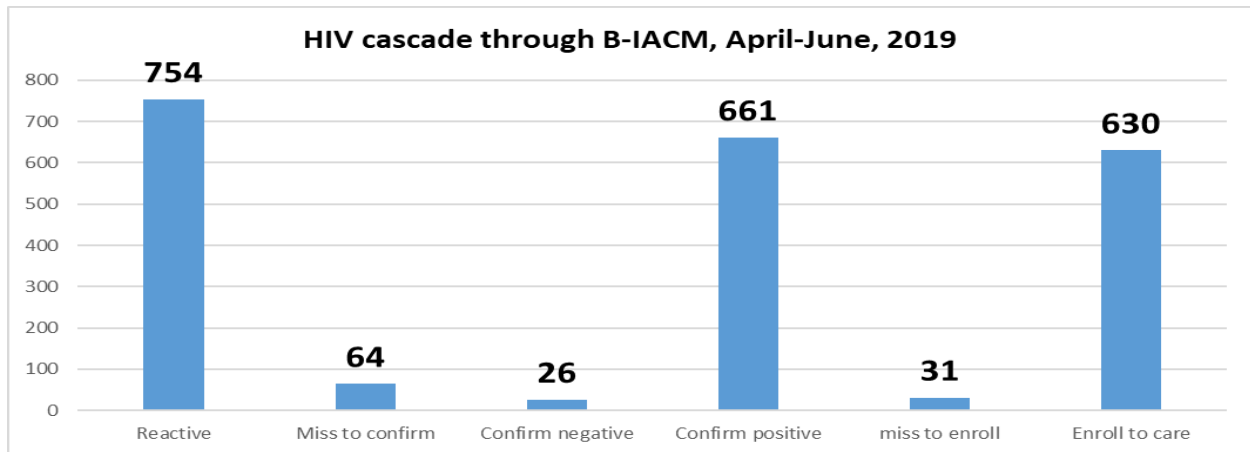
B-IACM has been a cornerstone strategy for the national HIV program. With the objective of B-IACM to leverage existing strategies and approaches for case detection, immediate ART enrolment and retention in HIV care to achieve the global 95-95-95 targets by 2025.

B-IACM was initiated in 2014 in Siem Reap and Battambang provinces and scaled up to 14 provinces (39 operational districts) by June, 2019.

COVERAGE of B-IACM implementation, Q2, 2019 (14 provinces: 39 ODs)

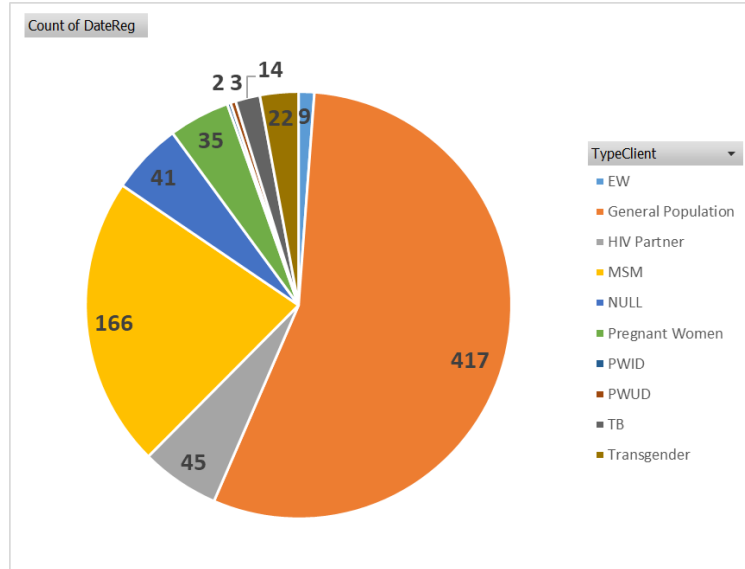


B-IACM cascade Q2, 2019 (14 provinces: 39 ODs)



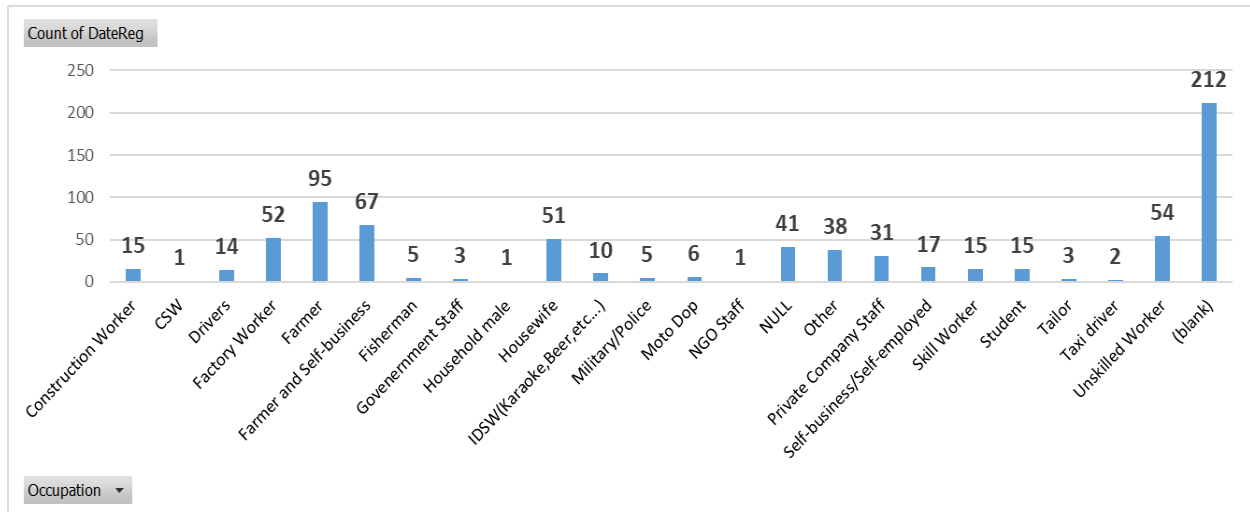
According to B-IACM approach, the second quarter of 2019 data shows that there were 754 reactive cases of HIV in health centers and communities over the past three months. Of these, 687 reactive cases came for the confirmatory test at VCCT (91.9%), while another 64 (8%) did not receive the test. Among the test takers, 630 were positive and were enrolled in ART services (95.76%).

Total numbers of reactive HIV cases by client types, April-June, 2019



Among 754 with a reactive result, of 55% (N=417) were a general population, follow by MSM is 22 % (among 166 cases mostly from Phnom Penh is 90 cases, Siem Reap: 46 cases, Battambang: 16 cases and Bantet Mean Chey: 7 cases and the rest is from other provinces)) and 6 % (N=45) were HIV+ partners.

The occupation of reactive HIV cases, April-June 2019



Base on B-IACM data in q2, 2019 from 39 ODs The total number of reactive cases 33% (N=212+41) of reactive cases did not mention their profession and follow by 12% of farmer.

Challenges: By verifying the data reported in the B-IACM Database and the P4R report, found that the P4R report were about 100 cases higher than data in B-IACM databases. The difference is due to some ODs without CMA contract did not entry the data to database routinely and send data to NCHADS, as well as Some provinces computers are old do not support with new version of B-IACM Data base (Ex: Kampong Cham, Kampong Speu..) and No computers for CMA for new site for install B-IACM database

Solutions: To tackle with an issue, B-IACM team has been contacting each OD for verification. Additionally, the programmer will also look at all codes used to extract data from the database. Doing so, we do expect the problem will solve.

B-IACM Q2, 2019 report by ODs and Provinces

របាយការណ៍ប្រចាំត្រីមាស ស្តីពីការគ្រប់គ្រងករណីអេដស៍សកម្ម								
(B-IACM Quarterly report)								
Quarter:		2		Year:			2019	
Nº	Province	OD Name	Indicators					
			Number of Reactive case	Number of cases confirmed HIV positive	Number of cases Confirm HIV Negative	Number of reactive case not confirm	Number of cases enrolled at ART clinic	Number of HIV + not enroll
1	Battambang	Battambang	64	53	6	5	44	9
2		Sangke	15	10	3	2	10	0
3		Mongressey	6	6	0	0	6	0
4		Thmor Kol	18	16	1	1	16	0
5		Sampov Loun	12	8	0	4	6	2
		Total	115	93	10	12	82	11
6	Kampong Cham	Kampong Cham	16	16	0	0	16	0
7		Choeung Prey	13	13	0	0	13	0
8		Chamka Leu	1	1	0	0	1	0
9		Srey Santhor	4	4	0	0	4	0
		Total	34	34	0	0	34	0
10	Pailin	Pailin	8	8	0	0	8	0
		Total	8	8	0	0	8	0
11	Siem Reap	Siem Reap&AKC	113	102	7	4	90	12
12		South Nikom	9	6	3	0	6	0
13		Kralanh	7	6	1	0	6	0
		Total	129	114	11	4	102	12
14	Oddor Meanchey	Samrong	4	4	0	0	4	0
15		Anlong Veng	4	4	0	0	3	1
		Total	8	8	0	0	7	1
16	Phnom Penh	Chaktomok	209	203	1	5	199	4
17		Pursenchey	36	36	0	0	36	0
18		Mekong	52	52	0	0	52	0
19		Dangkor	9	9	0	0	9	0
20		Bassac	15	15	0	0	15	0
		Total	321	315	1	5	311	4
21	Banteaymeanchey	Mongkul borey	28	28	0	0	28	0
22		Poi Pet	22	19	1	2	15	4
23		Thmor Pouk	6	6	0	0	6	0
24		Phrehnet Phreah	2	2	0	0	2	0
		Total	58	55	1	2	51	4
25	Pursat	Sampov Meas	25	23	1	1	20	3
		Total	25	23	1	1	20	3
26	Sihanouk Ville	Sihanouk	21	17	1	3	17	0
		Total	21	17	1	3	17	0

27	Kampong Thom	Kampong Thom	16	16	0	0	16	0
28		Baray	6	6	0	0	6	0
		Total	22	22	0	0	22	0
29	Kampong Speu	Kampong Speu	12	12	0	0	12	0
30		Kong Pisey	8	8	0	0	8	0
31		Odong	3	3	0	0	3	0
		Total	23	23	0	0	23	0
32	Kampot	Kampot	13	13	0	0	13	0
33		Kampong Trach	10	10	0	0	10	0
		Total	23	23	0	0	23	0
34	Takeo	Daunkeo	18	18	0	0	12	6
35		Kirivong	3	3	0	0	2	1
36		Angrokar	2	2	0	0	2	0
37		Preykabas	2	2	0	0	2	0
		Total	25	25	0	0	18	7
38	Koh Kong	Smach Mean Chey	12	12	0	0	12	0
39		Srey Ambel	4	4	0	0	4	0
		Total	16	16	0	0	16	0
40	Kandal	Kien Svay	2	2	0	0	2	0
41		Koh Thom	3	3	0	0	3	0
42		Cheay Chumneah	14	14	0	0	14	0
		Total	19	19	0	0	19	0
		Total	847	795	25	27	753	42

Phnom Penh 02 Sept, 2019

Seen and Approved

NCHADS director



Dr. Ly Penn Sun

Checked by

Chief of technical Bureau

Dr. Samreth Sovannarith

Verify by

B-IACM team leader

Dr. Kaeun Chetra

Prepared by

B-IACM Team

Mr. Keo Vannak