



National Center for HIV/AIDS, Dermatology and STDs (NCHADS)

របាយការណ៍ប្រចាំត្រីមាស
ស្តីពីការគ្រប់គ្រងករណីអេដស៍សកម្ម
ប្រចាំត្រីមាសទី ១ ឆ្នាំ ២០២០

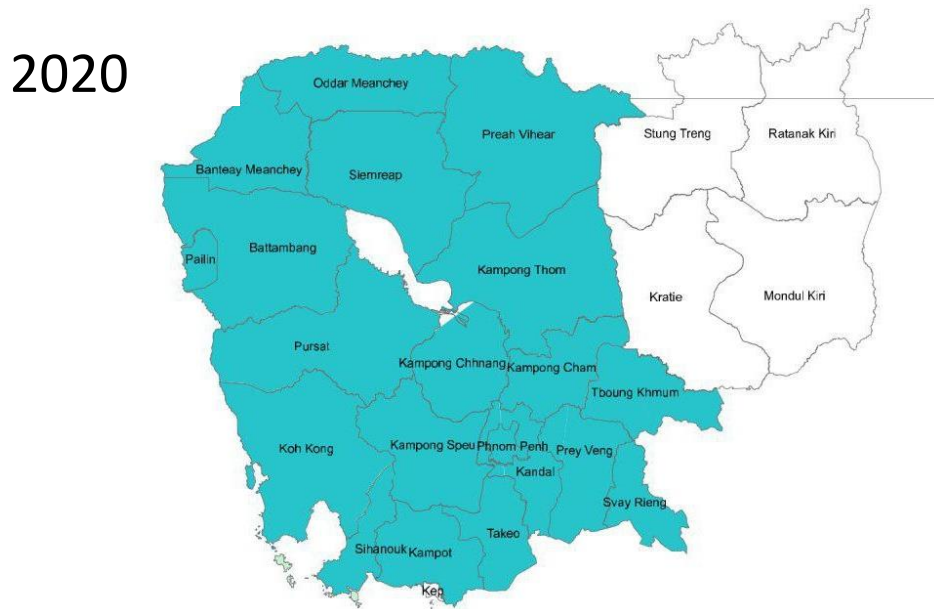
B-IACM Quarterly report,
Q1, 2020

- **Introduction:**

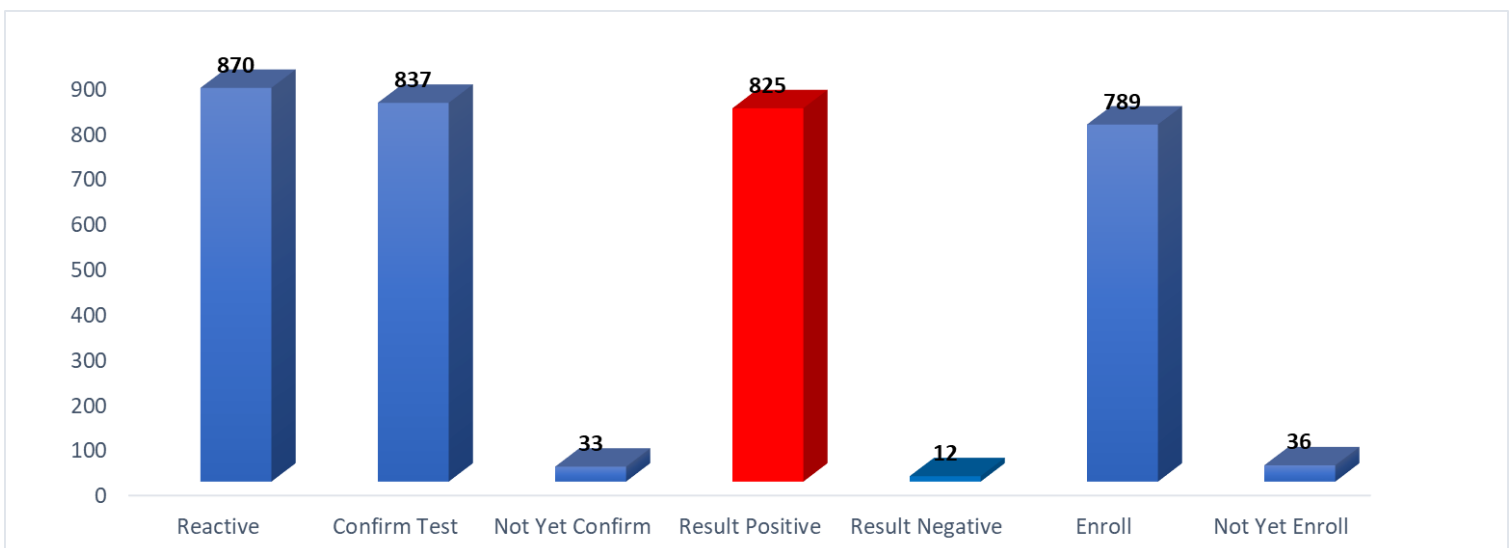
B-IACM has been a cornerstone strategy for the national HIV program. With the objective of B-IACM to leverage existing strategies and approaches for case detection, immediate ART enrolment and retention in HIV care to achieve the global 95-95-95 targets by 2025.

B-IACM was initiated in 2014 in Siem Reap and Battambang provinces and scaled up to 20 provinces (51 operational districts) by March, 2020.

COVERAGE of B-IACM implementation, Q1, 2020 (20 provinces: 51 ODs)

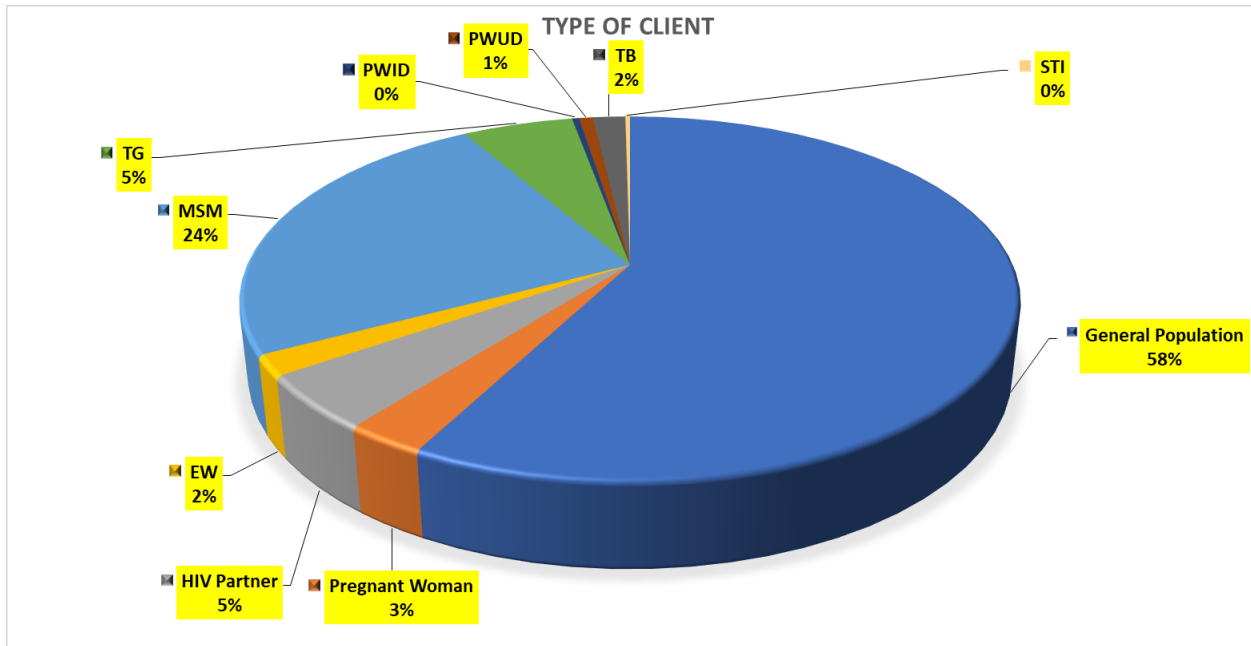


B-IACM cascade Q1, 2020 (20 provinces: 51 ODs)



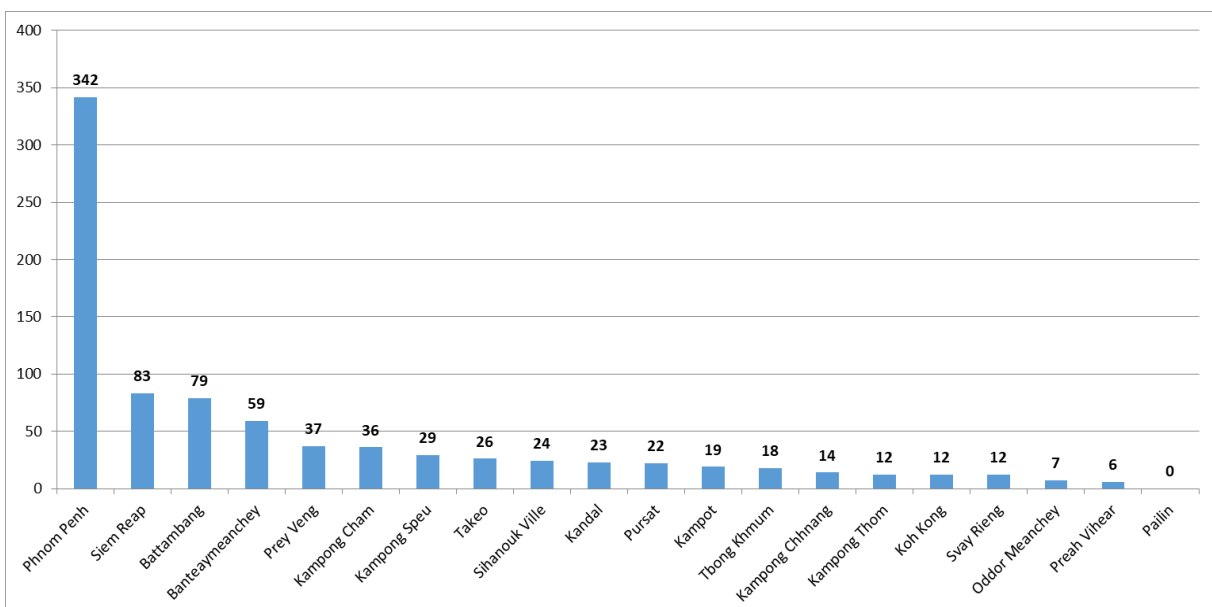
According to B-IACM approach, the 1st quarter of 2020 data shows that there were 870 reactive cases of HIV in health centers and communities over the past three months. Of these, 837 reactive cases came for the confirmatory test at VCCT (96.20%), among the confirm test at VCCT, there 825 were positive and 789 were enrolled in ART services (95.63%).

Total numbers of reactive HIV cases by client types, Q1, 2020



Among 870 with a reactive result, of **58% (N=502)** were a general population, follow by **MSM is 24% (N= 212)** followed by TG: 5 % (N=48) and HIV+ partners were 5% (N=42).

HIV positive cases by provinces , Q1, 2020 (20 provinces: 51 ODs)



របាយការណ៍ប្រចាំត្រីមាស ស្តីពីការគ្រប់គ្រងករណីអេដស៍សកម្ម

(B-IACM Quarterly report)

Quarter:		1	Year:				2020	
N ^o	Province	OD Name	Indicators					
			Number of Reactive case	Number of cases confirmed HIV positive	Number of cases Confirm HIV Negative	Number of reactive case not confirm	Number of cases enrolled at ART clinic	Number of HIV + not enroll
1	Battambang	Battambang	63	55	2	6	54	1
2		Sangke	3	3	0	0	3	0
3		Mongressey	10	10	0	0	10	0
4		Thmor Kol	2	2	0	0	2	0
5		Sampov Loun	9	9	0	0	9	0
		Total	87	79	2	6	78	1
6	Kampong Cham	Kampong Cham	28	26	0	2	20	6
7		Choeung Prey	3	3	0	0	3	0
8		Chamka Leu	6	6	0	0	6	0
9		Srey Santhor	1	1	0	0	1	0
			Total	38	36	0	2	30
10	Pailin	Pailin	0	0	0	0	0	0
		Total	0	0	0	0	0	0
11	Siem Reap	Siem Reap&AKC	76	70	4	2	62	8
12		South Nikom	10	10	0	0	10	0
13		Kralanh	5	3	1	1	3	0
		Total	91	83	5	3	75	8
14	Oddor Meanchey	Samrong	3	3	0	0	3	0
15		Anlong Veng	4	4	0	0	4	0
		Total	7	7	0	0	7	0
16	Phnom Penh	Chaktomok	237	220	4	13	220	0
17		Pursenchey	24	24	0	0	24	0
18		Mekong	67	67	0	0	64	3
19		Dangkor	11	11	0	0	11	0
20		Bassac	22	20	0	2	19	1
		Total	361	342	4	15	338	4
21	Banteaymeanchey	Mongkul borey	36	36	0	0	35	2
22		Poi Pet	18	18	0	0	14	4
23		Thmor Pouk	2	2	0	0	2	0
24		Phrehnet Phreah	3	3	0	0	3	0
		Total	59	59	0	0	54	6
25	Pursat	Sampov Meas	22	22	0	0	18	4
		Total	22	22	0	0	18	4
26	Sihanouk Ville	Sihanouk	25	24	0	1	21	3
		Total	25	24	0	1	21	3
27	Kampong Thom	Kampong Thom	8	8	0	0	8	0
28		Baray	4	4	0	0	4	0
		Total	12	12	0	0	12	0

Nº	Province	OD Name	Indicators					
			Number of Reactive case	Number of cases confirmed HIV positive	Number of cases Confirm HIV Negative	Number of reactive case not confirm	Number of cases enrolled at ART clinic	Number of HIV + not enroll
29	Kampong Speu	Kampong Speu	19	19	0	0	19	0
30		Kong Pisey	5	5	0	0	5	0
31		Odong	7	5	2	0	4	1
		Total	31	29	2	0	28	1
32	Kampot	Kampot	10	10	0	0	10	0
33		Kampong Trach	9	9	0	0	9	0
		Total	19	19	0	0	19	0
34	Takeo	Daunkeo	10	10	0	0	8	2
35		Kirivong	6	5	0	1	5	0
36		Angrokar	8	6	0	2	6	0
37		Preykabas	5	5	0	0	5	0
		Total	29	26	0	3	24	2
38	Koh Kong	Smach Mean Chey	12	12	0	0	12	0
39		Srey Ambel	0	0	0	0	0	0
		Total	12	12	0	0	12	0
40	Kandal	Kien Svay	3	2	0	1	2	0
41		Koh Thom	2	2	0	0	2	0
42		Chey Chumneah	19	19	0	0	18	0
		Total	24	23	0	1	22	0
43	Kampong Chhnang	OD Kg Chhnang	14	14	0	0	14	0
		Total	14	14	0	0	14	0
44	Preah Vihear	OD Tbeng Meanchey	6	6	0	0	6	0
		Total	6	6	0	0	6	0
45	Svay Rieng	OD Svay Rieng	12	12	0	0	8	4
46		OD RomeasHek	0	0	0	0	0	0
		Total	12	12	0	0	8	4
47	Tbong Khmum	OD Suang	15	15	0	0	15	0
48		OD Memut	3	3	0	0	2	1
		Total	18	18	0	0	17	1
49	Prey Veng	OD Prey Veng	18	18	0	0	18	0
50		OD Pea Reang	3	3	0	0	3	0
51		OD Peam Ror	16	16	0	0	16	0
		Total	37	37	0	0	37	0
		Total	904	860	13	31	820	40


Challenges: By verifying the data reported in the B-IACM Database and the P4R report, found that the P4R report were about 34 cases higher than data in B-IACM databases. The difference is due to some ODs without CMA contract did not entry the data to database routinely and send data to NCHADS, as well as some provinces computers are old do not support with new version of B-IACM Data base (Ex: OD Poipet, Thamor Pouk, Preahnet Preas and OD Kong Pisey) and No computers for CMA for new site for install B-IACM database, CMA turned over (Poipet OD, BMC province).


Solutions: To tackle with an issue, B-IACM team has been contacting each OD for verification. Additionally, the programmer will also look at all codes used to extract data from the database. Doing so, we do expect the problem will solve. B-IACM team updated B-IACM database include HIV risk assessment then will update the new version for B-IACM database for CMC, CMA accordingly.

Phnom Penh 20 April, 2020

Seen and Approved by:
NCHADS Director

Dr. LY Penh Sun

Checked by:
Chief of Technical Bureau

Dr. Samreth Sovannarith

Verified by:
B-IACM Team Leader

Dr. Kaoen Chetra

Prepared by:
B-IACM Team

Mr. LY Sokny