

Quarterly Report on HIV/AIDS and HCV-HIV Co-Infection, Quarter 2-2019


Provinces and Cities ART Services	Number of all active patients at the end of Preceding Quarter								Total	New Patients Registered during this Quarter				Total	Number of Pre-ART patients Re-Tested for HIV				Total	Patients Lost FU and Return in this quarter								Total	Patients Newly Start ART during this quarter				Total			
	Pre-ART Patients				ART Patients					0 - 14		> 14			0 - 14		> 14			Pre-ART Patients				ART Patients					0 - 14		> 14					
	0 - 14		> 14		0 - 14		> 14			B	G	M	F		B	G	M	F		0 - 14		> 14		0 - 14		> 14			0 - 14		> 14					
	B	G	M	F	B	G	M	F		B	G	M	F		B	G	M	F		B	G	M	F	B	G	M	F		B	G	M	F				
<b>1 Banteay Meanchey</b>																																				
1 Serei Sophon RH	0	0	0	0	22	25	559	620	1,226	0	0	14	4	18	0	0	0	0	0	0	0	0	0	0	0	0	0	0	2	1	3	0	0	12	2	14
2 Mongkul Borey PH	0	0	0	0	10	13	440	483	946	0	0	4	10	14	0	0	0	0	0	0	0	0	0	0	0	0	0	3	2	5	0	0	4	10	14	
3 Polpet RH	0	0	0	0	14	5	532	680	1,231	0	1	4	7	12	0	0	0	0	0	0	0	0	0	0	0	0	1	2	3	0	1	4	7	12		
4 Thmor Puok RH	0	0	0	0	0	0	128	162	290	0	0	3	3	6	0	0	0	0	0	0	0	0	0	0	0	0	0	0	0	0	0	3	3	6		
5 Preah Net Preah RH	0	0	0	0	0	0	36	63	99	0	0	1	1	2	0	0	0	0	0	0	0	0	0	0	0	0	0	0	0	0	0	0	1	1	2	
<b>2 Battambang</b>																																				
6 Mong Russey RH	0	0	1	0	15	17	302	348	683	0	0	2	4	6	0	0	3	4	7	0	0	0	0	0	0	0	1	2	3	0	0	3	4	7		
7 Battambang PH	0	0	2	3	121	88	1,300	1,457	2,971	0	0	36	23	59	0	0	30	16	46	0	0	0	0	0	0	0	3	3	6	0	0	30	16	46		
8 RS Military Hospital	0	0	1	2	0	0	120	87	210	0	0	0	1	1	0	0	0	0	0	0	0	0	0	0	0	0	0	0	0	0	0	0	1	1	1	
9 Thmor Kol RH	0	0	0	0	0	0	360	428	788	0	0	10	8	18	0	0	10	8	18	0	0	0	0	0	0	0	0	0	0	0	0	10	8	18		
10 Sampov Loun RH	0	0	0	0	11	11	213	286	521	1	0	2	4	7	0	0	2	4	6	0	0	0	0	0	0	1	3	3	7	1	0	2	4	7		
11 Roka RH	0	0	0	0	26	24	83	127	260	0	0	1	2	3	0	0	0	0	0	0	0	0	0	0	0	0	1	1	2	0	0	1	2	3		
<b>3 Kampong Cham</b>																																				
12 Kampong Cham PH	0	0	2	2	51	57	896	1,039	2,047	0	1	9	6	16	0	0	0	0	0	0	0	0	0	0	0	0	2	7	9	0	1	8	6	15		
13 Choeng Prey RH *	0	0	1	2	0	0	245	292	540	0	0	5	8	13	0	0	0	0	0	0	0	0	0	0	0	0	1	0	1	0	0	4	7	11		
14 Chamkar Loeu RH	0	0	0	0	0	0	74	105	179	0	0	4	1	5	0	0	0	0	0	0	0	0	0	0	0	0	1	1	2	0	0	4	1	5		
15 Srey Santhor RH *	0	0	0	0	0	0	83	113	196	0	0	3	1	4	0	0	0	0	0	0	0	0	0	0	0	0	0	0	0	0	0	3	1	4		
<b>4 Tbaung Khmum</b>																																				
16 Memut RH	0	0	0	0	7	7	148	172	334	0	0	1	2	3	0	0	0	0	0	0	0	0	0	0	0	0	0	0	0	0	0	1	1	2		
17 Tbaung Khmum RH	0	0	2	1	16	16	514	614	1,163	0	1	6	3	10	0	0	0	0	0	0	0	0	0	0	0	0	1	3	4	8	0	1	7	4	12	
<b>5 Kampong Chhnang</b>																																				
18 Kampong Chhnang PH	0	0	0	0	27	33	351	454	865	1	0	11	6	18	0	0	0	0	0	0	0	0	0	0	0	0	2	1	3	1	0	10	6	17		
<b>6 Kampong Speu</b>																																				
19 Kampong Speu PH	0	2	0	0	109	66	455	591	1,223	0	0	7	6	13	0	0	0	0	0	0	0	1	0	0	0	0	5	0	6	0	0	7	5	12		
20 Oudong RH	0	0	0	0	0	0	132	166	298	0	0	1	1	2	0	0	0	0	0	0	0	0	0	0	0	0	0	0	0	0	0	1	1	2		
21 Kong Pisey RH	0	0	2	1	0	0	103	167	273	0	0	6	2	8	0	0	0	0	0	0	0	0	0	0	0	0	0	0	0	0	0	4	2	6		
<b>7 Kampong Thom</b>																																				
22 Kampong Thom PH	0	0	3	0	20	20	314	379	736	1	0	6	9	16	1	0	7	9	17	0	0	0	0	0	0	0	2	0	2	1	0	7	9	17		
23 Baray Santhuk RH	0	0	2	1	0	0	116	160	279	0	0	4	2	6	0	0	3	0	3	0	0	0	0	0	0	0	1	0	1	0	0	3	0	3		
<b>8 Kampot</b>																																				
24 Kampot PH	0	0	0	0	34	33	395	552	1,014	0	0	6	7	13	0	0	0	0	0	0	0	0	0	0	0	0	0	0	0	0	0	6	7	13		
25 Kampong Trach RH	0	0	0	0	10	17	520	597	1,144	1	0	5	5	11	0	0	0	0	0	0	0	0	0	0	0	0	12	24	36	1	0	5	5	11		

Provinces and Cities ART Services	Number of all active patients at the end of Preceding Quarter									New Patients Registered during this Quarter				Number of Pre-ART patients Re-Tested for HIV				Patients Lost FU and Return in this quarter								Patients Newly Start ART during this quarter								
	Pre-ART Patients				ART Patients					Total	0 - 14		> 14		Total	0 - 14		> 14		Total	Pre-ART Patients		ART Patients				Total	0 - 14		> 14		Total		
	0 - 14		> 14		0 - 14		> 14				0 - 14		> 14			0 - 14		> 14			0 - 14		> 14		0 - 14			> 14						
	B	G	M	F	B	G	M	F	Total	B	G	M	F	Total	B	G	M	F	Total	B	G	M	F	Total	B	G	M	F	Total	B	G	M	F	Total
<b>9 Kandal</b>																																		
26	Chey Chum Neash PH	0	0	3	6	50	53	906	1,026	2,044	0	0	11	16	27	0	0	0	0	0	0	0	0	0	0	0	0	0	0	0	0	11	15	26
27	Koh Thom RH	0	0	2	0	10	10	185	249	456	0	0	1	2	3	0	0	1	2	3	0	0	0	0	0	0	0	0	0	0	0	2	1	3
28	Kean Svay RH	0	0	1	0	0	0	76	138	215	0	0	2	0	2	0	0	2	0	2	0	0	0	0	0	0	0	0	0	0	3	0	3	
<b>10 Koh Kong</b>																																		
29	Smach Meanchey PH	0	0	0	1	8	14	306	351	680	0	0	7	4	11	0	0	0	0	0	0	0	0	0	0	0	2	2	0	0	6	5	11	
30	Sre Ambil RH	0	0	0	0	4	1	116	154	275	0	0	3	1	4	0	0	0	0	0	0	0	0	0	0	0	0	0	0	0	3	1	4	
<b>11 Kratie</b>																																		
31	Kratie PH	0	0	4	5	10	8	252	292	571	0	0	4	3	7	0	0	0	0	0	0	0	0	0	0	3	2	5	0	0	3	3	6	
<b>12 Phnom Penh</b>																																		
32	Khmer Soviet Hospital *	0	0	3	1	40	34	1,436	1,428	2,942	0	0	14	4	18	0	0	0	0	0	0	0	0	0	0	0	0	0	0	0	7	2	9	
33	Calmette Hospital	0	0	1	4	0	0	779	745	1,529	0	0	2	5	7	0	0	2	5	7	0	0	0	0	0	0	1	1	2	0	0	2	5	7
34	Preah Kossamak	0	0	5	7	0	0	1,515	1,506	3,033	0	0	33	20	53	0	0	0	0	0	0	0	0	0	0	3	2	5	0	0	31	19	50	
35	National Pediatric *	3	2	0	0	328	296	169	139	937	0	0	0	0	0	0	0	0	0	0	0	0	0	0	0	0	0	0	0	0	0	0	0	0
36	Center of Hope *	0	0	1	6	0	0	1,676	1,990	3,673	0	0	5	7	12	0	0	0	0	0	0	0	0	0	0	0	0	0	0	0	1	3	4	
37	Preah Ketomealea *	0	0	0	0	0	0	661	496	1,157	0	0	1	2	3	0	0	0	0	0	0	0	0	0	0	0	0	0	0	0	1	2	3	
38	Social Health Clinic	0	0	4	2	33	19	1,131	1,206	2,395	0	0	17	13	30	0	0	16	14	30	0	0	0	0	0	0	1	4	5	0	0	16	15	31
39	Chhouk Sar Clinic	0	0	32	4	4	6	544	518	1,108	0	0	112	5	117	0	0	0	0	0	0	0	0	0	0	3	2	5	0	0	108	4	112	
40	Samdach Ov RH	0	0	5	8	0	0	294	319	626	0	0	15	14	29	0	0	0	0	0	0	0	0	0	0	0	0	0	0	0	16	7	23	
41	Meanchey RH *	0	0	1	3	0	0	415	450	869	0	0	20	10	30	0	0	0	0	0	0	0	0	0	0	0	0	0	0	0	20	11	31	
42	Chamkar Doung RH	0	0	2	0	0	0	288	255	545	0	0	13	5	18	0	0	0	0	0	0	0	0	0	0	1	1	2	0	0	13	5	18	
43	Pochintong RH	0	0	1	0	0	0	429	458	888	0	0	27	12	39	0	0	0	0	0	0	0	0	0	0	1	0	1	0	0	23	10	33	
<b>13 Prey Veng</b>																																		
44	Neak Loeung RH	0	0	0	0	51	40	501	823	1,415	0	0	5	9	14	0	0	0	0	0	0	0	0	0	0	1	1	2	0	0	4	9	13	
45	Prey Veng RH	0	0	2	0	19	10	434	533	998	0	0	5	5	10	0	0	0	0	0	0	0	0	0	0	2	1	3	0	0	5	4	9	
46	Pearaing RH	0	0	0	0	12	9	93	152	266	0	0	0	0	0	0	0	0	0	0	0	0	0	0	0	0	0	0	0	0	0	0	0	
<b>14 Pursat</b>																																		
47	Sampov Meas PH	0	0	1	0	30	28	479	575	1,113	0	0	15	8	23	0	0	0	0	0	0	0	0	0	0	1	1	2	0	0	15	7	22	
48	Phnom Kravanh RH	0	0	0	0	0	0	48	63	111	0	0	0	0	0	0	0	0	0	0	0	0	0	0	0	0	0	0	0	0	0	0	0	
49	Bakan RH	0	0	0	0	0	0	42	49	91	0	0	0	0	0	0	0	0	0	0	0	0	0	0	0	0	0	0	0	0	0	0	0	
<b>15 Siem Reap</b>																																		
50	Siem Reap PH	0	0	7	7	0	0	1,708	1,780	3,502	0	0	67	25	92	0	0	0	0	0	0	0	0	0	0	9	1	10	0	0	64	24	88	
51	Komar Angkor Hospital	1	0	0	0	145	149	0	0	295	0	3	0	0	3	0	2	0	0	2	0	0	0	0	0	0	0	0	1	2	0	0	3	
52	Soth Nikum RH	0	0	1	1	0	0	260	341	603	0	0	4	2	6	0	0	5	3	8	0	0	0	0	0	1	1	2	0	0	5	3	8	
53	Kralanh RH	0	0	1	0	0	0	106	130	237	0	0	5	1	6	0	0	4	1	5	0	0	0	0	0	0	4	4	0	0	4	1	5	
<b>16 Preah Sihanouk</b>																																		
54	Sihanouk RH	0	0	4	0	44	28	897	1,017	1,990	0	0	11	6	17	0	0	0	0	0	0	0	0	0	1	1	4	3	9	0	0	10	6	16

Provinces and Cities ART Services	Number of all active patients at the end of Preceding Quarter									New Patients Registered during this Quarter				Number of Pre-ART patients Re-Tested for HIV				Patients Lost FU and Return in this quarter								Patients Newly Start ART during this quarter										
	Pre-ART Patients				ART Patients				Total	0 - 14		> 14		Total	0 - 14		> 14		Total	Pre-ART Patients				ART Patients				Total	0 - 14		> 14		Total			
	0 - 14		> 14		0 - 14		> 14			B	G	M	F		B	G	M	F		B	G	M	F	B	G	M	F		B	G	M	F				
	B	G	M	F	B	G	M	F	Total	B	G	M	F	Total	B	G	M	F	Total	B	G	M	F	Total	B	G	M	F	Total							
<b>17 Stung Treng</b>																																				
55	Stung Treng PH	0	0	0	1	13	12	177	201	404	0	0	2	3	5	0	0	2	3	5	0	0	0	0	0	0	0	1	0	1	0	0	0	2	4	6
<b>18 Svay Rieng</b>																																				
56	Svay Rieng PH	0	0	2	1	27	33	467	649	1,179	1	0	5	4	10	0	0	0	0	0	0	0	0	0	0	0	0	0	0	1	0	6	4	11		
57	Romeas Hek RH	0	0	0	0	7	4	91	109	211	0	0	2	1	3	0	0	0	0	0	0	0	0	0	0	0	0	0	0	0	0	0	0	0		
<b>19 Takeo</b>																																				
58	Takeo PH	0	1	0	5	56	61	548	790	1,461	1	0	4	7	12	0	0	0	0	0	0	0	0	0	0	1	2	3	0	0	4	8	12			
59	Ang Roka RH	0	0	0	0	9	2	195	256	462	0	0	1	1	2	0	0	0	0	0	0	0	0	0	0	1	0	1	0	0	0	1	1			
60	Kirivong RH	0	0	0	0	5	5	220	293	523	0	0	1	2	3	0	0	1	2	3	0	0	0	0	0	0	0	0	0	0	1	2	3			
61	Prey Kabas RH	0	0	0	0	0	0	95	148	243	0	0	1	2	3	0	0	0	0	0	0	0	0	0	0	0	0	0	0	1	2	3				
<b>20 Oddor Meanchey</b>																																				
62	Samrong PH *	0	0	0	0	11	11	149	192	363	0	0	3	3	6	0	0	0	0	0	0	0	0	0	0	1	4	5	0	0	3	3	6			
63	Anlong Veng RH	0	0	0	0	3	6	61	91	161	1	0	2	2	5	0	0	0	0	0	0	0	0	0	0	0	1	1	1	0	2	2	5			
<b>21 Pailin</b>																																				
64	Pailin PH	0	0	2	1	8	12	166	223	412	0	1	5	2	8	0	0	2	1	3	0	0	0	0	0	0	1	0	1	0	1	3	2	6		
<b>22 Preah Vihear</b>																																				
65	16 Makara PH	0	0	0	0	11	9	139	151	310	1	0	2	3	6	0	0	2	3	5	0	0	0	0	1	0	1	0	2	1	0	2	3	6		
<b>23 Kep</b>																																				
66	Kep	0	0	0	0	0	4	31	46	81	0	0	0	0	0	0	0	0	0	0	0	0	0	0	0	0	0	0	0	0	0	0	0			
<b>24 Mondulakiri</b>																																				
67	Mondulakiri RH	0	0	0	1	0	2	16	25	44	0	0	1	1	2	0	0	1	1	2	0	0	0	0	0	0	1	0	1	0	1	2	3			
<b>25 Ratanakiri</b>																																				
68	Ratanakiri RH	0	0	0	0	2	7	78	93	180	0	0	4	2	6	0	0	0	0	0	0	0	0	0	0	0	1	1	0	0	4	2	6			
<b>TOTAL</b>		4	5	101	76	1,433	1,305	26,598	30,592	60,114	8	7	583	338	936	1	2	93	76	172	0	0	1	0	2	3	81	85	172	8	6	542	310	866		


\* \* The number of patients reported in these sites might be shown differently from previous quarterly report due to the transition to the new database system.  
This quarter National Pediatric hospital used the same report as Q1-2019

Phnom Penh, 13 August 2019  
Seen and Approved  
NCHADS Director




Dr. Ly Penh Sun

Phnom Penh, 13 August 2019  
Checked by  
Chief of Technical Bureau



Dr. Samreth Sovannarith

Phnom Penh, 13 August 2019  
Prepared by  
Data Management Officer



Mr. Chea Chamnan