

មជ្ឈមណ្ឌលជាតិប្រយុទ្ធនឹងជំងឺអេដស៍ សើស្បែក និងកាមរោគ

National Center for HIV/AIDS Dermatology and STD

របាយការណ៍ប្រចាំត្រីមាសស្តីពីការព្យាបាលដោយ ARV

Facility ART report

Total Provinces/ Cities :		25			
Total ART Sites :		67 (Pediatric = 41)			
ឆ្នាំ (Year)	2017	ត្រីមាសទី (Quarter)		2	
ប្រភេទ (Category)	អាយុ Age	ភេទ (Sex)		សរុប Total	
		ប្រុស Male	ស្រី Female		
ចំនួនអ្នកជំងឺដែលសកម្ម ទទួលបានការព្យាបាលដោយ ART នៅ ចុង ត្រីមាសមុន (Number of Active Patients on ART at the end of preceding quarter)	> 14	24,563	29,365	53,928	
	0 - 14	1,816	1,722	3,538	A
ចំនួនអ្នកជំងឺថ្មីចាប់ផ្តើមព្យាបាលដោយARTនៅក្នុងមន្ទីរពេទ្យបង្អែក/ គ្លីនិក នៅក្នុងត្រីមាសនេះ (Number of new patients started on ART Care at this facility during this quarter)	>14	សរុបអ្នកជំងឺថ្មី >14	433	422	855
		បានធ្វើពិភាក្សានិច្ចយថាមានជំងឺរបេង Diagnosed TB (BK+ / - , EP)	34	23	57
		បានចាប់ផ្តើមព្យាបាលជំងឺរបេង (TB Tx Started)	24	18	42
		មានផ្ទៃពោះ (Pregnant)		46	46
		ការបង្ការជាវិជ្ជមាន (ផ្តល់សេវា៣បែបយ៉ាងតិច) Positive Prevention (at least 3 *)	319	289	608
	សរុបអ្នកជំងឺថ្មីART ថ្មី 0 - 14	27	24	51	
	សរុបអ្នកជំងឺថ្មីទាំងអស់ Total all new ART patients	460	446	906	B
ចំនួនអ្នកជំងឺដែលបានបញ្ជូនចូល នៅក្នុងរយៈពេលត្រីមាសនេះ (Number of Patients transferred in during this quarter)	> 14	141	140	281	
	0 - 14	5	2	7	
	សរុប Total	146	142	288	C
ចំនួនអ្នកជំងឺដែលបោះបង់សេវា ហើយត្រឡប់មកវិញក្នុងត្រីមាសនេះ (Number of patients loss and return in this quarter)	> 14	67	62	129	
	0 - 14	0	0	0	
	សរុប Total	67	62	129	
ចំនួនអ្នកជំងឺដែលចាកចេញពីការ ព្យាបាល ដោយ ARTក្នុងត្រីមាសនេះ (Number of patients who left ART Care during this quarter)	បញ្ជូនចេញ (Transferred Out)	> 14	97	101	198
		0 - 14	53	49	102
	លះបង់ការព្យាបាល (Lost) ¹	> 14	263	237	500
		0 - 14	9	18	27
	ស្លាប់ (Died)	> 14	97	62	159
		0 - 14	3	3	6
សរុបអ្នកជំងឺដែលចាកចេញពីការព្យាបាល ART ទាំងអស់	522	470	992	D	
ចំនួនអ្នកជំងឺដែលសកម្ម ទទួលបានការព្យាបាលដោយ ARTរហូតដល់ ចុងត្រីមាស (Number of active patients on ART at end of quarter)	> 14	24,747	29,589	54,336	
	0 - 14	1,783	1,678	3,461	
	សរុប Total	26,530	31,267	57,797	E

ចំនួនអ្នកជំងឺកំពុងទទួល ART បានធ្វើវោគវិនិច្ឆ័យថាមានកើតរបេង នៅក្នុងត្រីមាសនេះ: (Number of patients active on ART diagnosed TB (BK+/-, EP) during this quarter.)	> 14	90	79	169	
ចំនួនអ្នកជំងឺកំពុងទទួល ART បានចាប់ផ្តើមព្យាបាលជំងឺរបេងនៅក្នុងត្រីមាសនេះ: (Number of patient active on ART Started TB Treatment during this quarter)	> 14	31	22	53	F
ចំនួនអ្នកជំងឺរបេង-អេដស៍កំពុងព្យាបាល ART បានចាប់ផ្តើមព្យាបាលបង្ការដោយ Cotrimoxazole (CPT) នៅក្នុងត្រីមាសនេះ: (Number of TB-HIV patients on ART Started Cotrimoxazole during this quarter)	> 14	73	78	151	G
ចំនួនស្ត្រីបានព្យាបាល ART មានផ្ទៃពោះ: ក្នុងត្រីមាសនេះ: (Number of woman on ART got pregnant during this quarter)				121	H
ចំនួនស្ត្រីមានផ្ទៃពោះដែលបានរាយការណ៍ថា (Number of pregnan women reported)	ល្អិត (Spontaneous abortion)			9	I
	ល្អិត (Induced abortion)			2	

Phnom Penh, 28 August 2017
Prepared by
Data Management Officer

Phnom Penh, 29 August 2017

Phnom Penh, 29 August 2017

Seen and approved
NCHADS Director

Dr. Ly Penh Sun

Chief of Data Management Unit

Checked by

Chief of AIDS Care Unit



Mr. Mam Sovatha



Dr. Samreth Sovannarith



Mr. Chea Chamnan

Number of Patients receiving ART in Quarter 2-2017

Provinces and Cities ART Services	Number of Patients at the end of Preceding Quarter				New ART in Quarter 2-2017				Patients transferred In				Patients Lost and Return in this quarter				Patients who left ART Care during this quarter												Active Patients until Quarter 2-2017											
	> 14		0 - 14		Total	> 14		0 - 14		Total	> 14		0 - 14		Total	> 14		0 - 14		Total	Patients transferred Out				Lost				Died				> 14		0 - 14		Total			
	M	F	B	G		M	F	B	G		M	F	B	G		M	F	B	G		M	F	B	G	M	F	B	G	M	F	B	G	M	F	B	G				
	M	F	B	G	M	F	B	G	M	F	B	G	M	F	B	G	M	F	B	G	M	F	B	G	M	F	B	G	M	F	B	G	M	F	B	G				
1 Banteay Meanchey																																								
1 Serei Sophon RH	529	645	36	38	1,248	8	7	0	0	15	9	8	0	0	17	0	0	0	0	0	20	31	2	4	57	5	7	1	1	14	2	0	0	0	2	519	622	33	33	1,207
2 Mongkul Borey PH	409	465	18	23	915	11	11	0	1	23	3	3	0	0	6	0	0	0	0	0	1	0	0	1	2	6	5	1	0	12	3	2	0	0	5	413	472	17	23	925
3 Poipet RH	488	646	16	9	1,159	9	9	1	0	19	5	4	0	0	9	0	0	0	0	0	0	0	2	2	4	15	14	0	0	1	0	1	0	0	1	487	644	15	7	1,153
4 Thmor Puok RH	98	132	0	0	230	3	4	0	0	7	3	1	0	0	4	0	0	0	0	0	0	2	0	0	2	0	2	0	0	2	1	0	0	0	1	103	133	0	0	236
5 Preah Net Preah RH	0	0	0	0	0	0	0	0	0	0	1	3	0	0	4	0	0	0	0	0	0	0	0	0	0	0	0	0	0	0	0	0	0	0	0	1	3	0	0	4
2 Battambang																																								
6 Mong Russey RH	289	352	16	18	675	2	3	0	0	5	5	3	0	0	8	1	0	0	0	1	1	1	1	1	4	2	2	0	1	5	2	0	0	0	2	292	355	15	16	678
7 Battambang PH	1,171	1,410	163	138	2,882	23	20	7	2	52	8	6	1	1	16	4	3	0	0	7	1	4	1	2	8	9	13	0	0	22	4	1	1	0	6	1,192	1,421	169	139	2,921
8 R5 Military Hospital	116	80	0	0	196	0	0	0	0	0	0	0	0	0	0	0	0	0	0	0	0	0	0	0	0	0	0	0	0	0	0	0	0	0	116	80	0	0	196	
9 Thmor Kol RH	322	395	0	0	717	6	4	0	0	10	2	3	0	0	5	1	0	0	0	1	1	2	0	0	3	0	3	0	0	3	1	0	0	0	1	329	397	0	0	726
10 Sampov Loun RH	204	272	9	12	497	6	14	0	0	20	0	2	0	0	2	1	0	0	0	1	2	0	0	1	3	4	6	0	0	10	1	1	0	0	2	204	281	9	11	505
11 Roka HC	70	122	17	17	226	1	2	1	0	4	0	0	0	0	0	0	0	0	0	0	0	0	0	0	1	1	0	0	2	1	0	0	0	1	69	123	18	17	227	
3 Kampong Cham																																								
12 Kampong Cham PH	831	979	76	72	1,958	15	13	0	2	30	3	9	0	0	12	1	0	0	0	1	5	6	0	1	12	5	1	2	0	8	3	4	0	0	7	837	990	74	73	1,974
13 Choeng Prey RH *	215	259	0	0	474	3	2	0	0	5	0	0	0	0	0	1	1	0	0	2	1	3	0	0	4	2	1	0	0	3	1	2	0	0	3	215	256	0	0	471
14 Chamkar Loeu RH	72	99	0	0	171	3	1	0	0	4	0	2	0	0	2	0	0	0	0	0	0	0	0	0	2	1	0	0	3	0	0	0	0	0	73	101	0	0	174	
15 Srey Santhor RH *	72	102	0	0	174	3	4	0	0	7	0	0	0	0	0	0	0	0	0	0	0	0	0	0	0	0	0	0	0	4	0	0	0	0	4	71	106	0	0	177
4 Tbaung Khmum																																								
16 Memut RH	130	167	5	8	310	1	2	0	0	3	1	1	0	0	2	0	0	0	0	0	1	0	0	0	1	0	0	0	0	0	0	0	0	0	131	170	5	8	314	
17 Tbaung Khmum RH	484	593	20	22	8	6	15	0	0	21	4	0	0	0	4	2	3	0	0	5	5	1	0	0	6	10	12	1	0	23	1	0	0	0	1	480	598	19	22	1,119
5 Kampong Chhnang																																								
18 Kampong Chhnang PH	315	423	30	27	795	5	7	1	2	15	1	0	1	0	2	2	1	0	0	3	2	1	0	0	3	1	2	0	0	3	1	2	0	0	3	319	426	32	29	806
6 Kampong Speu																																								
19 Kampong Speu PH *	387	516	141	114	1,158	6	6	0	2	14	1	1	0	0	2	3	3	0	0	6	0	2	3	0	5	13	8	0	1	22	0	0	0	0	0	384	516	138	115	1,153
20 Oudong RH	114	150	0	0	264	2	3	0	0	5	1	1	0	0	2	0	2	0	0	2	1	0	0	0	1	3	2	0	0	5	2	0	0	0	2	111	154	0	0	265
21 Kong Pisey RH	161	255	0	0	416	6	6	0	0	12	0	0	0	0	0	0	0	0	0	0	0	0	0	0	0	0	0	0	0	0	0	0	0	0	167	261	0	0	428	
7 Kampong Thom																																								
22 Kampong Thom PH	289	361	24	24	698	6	7	0	0	13	3	2	0	0	5	0	0	0	0	0	0	0	3	4	7	5	7	0	0	12	1	1	0	0	2	292	362	21	20	695
23 Baray Santhuk RH	103	144	0	0	247	1	1	0	0	2	2	1	0	0	3	1	1	0	0	2	1	1	0	0	2	5	1	0	0	6	0	1	0	0	1	101	144	0	0	245
8 Kampot																																								
24 Kampot PH	379	514	42	37	972	4	4	2	2	12	1	0	0	0	1	0	0	0	0	0	2	1	3	2	8	0	2	1	1	4	2	1	0	1	4	380	514	40	35	969
25 Kampong Trach RH	500	578	16	25	1,119	4	6	0	1	11	6	2	0	0	8	0	0	0	0	0	3	1	0	0	4	1	1	2	2	6	5	2	0	0	7	501	582	14	24	1,121
9 Kandal																																								
26 Chey Chum Neash PH	1,059	1,208	88	87	2,442	14	13	0	0	27	2	2	0	0	4	0	0	0	0	0	3	2	1	0	6	7	13	0	0	20	0	0	0	0	0	1,065	1,208	87	87	2,447
27 Koh Thom RH	178	217	14	9	418	3	6	0	0	9	0	0	0	0	0	0	0	0	0	0	0	0	0	0	5	0	0	0	0	5	0	0	0	0	0	176	223	14	9	422

Provinces and Cities ART Services	Number of Patients at the end of Preceding Quarter					New ART in Quarter 2-2017				Patients transferred In				Patients Lost and Return in this quarter				Patients who left ART Care during this quarter											Active Patients until Quarter 2-2017												
	> 14		0 - 14			Total	> 14		0 - 14		Total	> 14		0 - 14		Total	> 14		0 - 14		Total	Patients transferred Out			Lost				Died				> 14		0 - 14			Total			
	M	F	B	G	M		F	B	G	M		F	B	G	M		F	B	G	M		F	B	G	M	F	B	G	M	F	B	G	M	F	B	G					
	M	F	B	G	M	F	B	G	M	F	B	G	M	F	B	G	M	F	B	G	M	F	B	G	M	F	B	G	M	F	B	G	M	F	B	G					
28 Kean Svay RH	66	122	0	0	188	0	3	0	0	3	0	0	0	0	0	0	0	0	0	0	0	0	0	0	1	1	0	0	2	0	0	0	0	0	65	124	0	0	189		
10 Koh Kong																																									
29 Smach Meanchey PH	289	328	12	18	647	8	7	1	1	17	0	1	0	0	1	0	0	0	0	0	0	2	0	0	1	3	5	8	0	0	13	1	0	0	0	1	289	328	13	18	648
30 Sre Ambil RH	131	161	6	1	299	1	0	0	0	1	0	0	0	0	0	0	0	0	0	0	0	1	2	0	0	3	0	0	0	0	0	1	0	0	0	1	130	159	6	1	296
11 Kratie																																									
31 Kratie PH	250	288	18	25	581	0	0	0	0	0	8	6	0	0	14	0	0	0	0	0	0	0	0	0	0	2	2	1	7	12	0	0	0	0	0	256	292	17	18	583	
12 Phnom Penh																																									
32 Khmer Soviet Hospital *	1,527	1,463	128	144	3,262	0	1	0	0	1	0	0	0	0	0	0	0	0	0	0	2	1	0	0	3	8	3	0	0	11	4	4	0	0	8	1,513	1,456	128	144	3,241	
33 Calmette Hospital	777	728	0	0	1,505	10	19	0	0	29	0	0	0	0	0	0	0	0	0	0	1	0	0	0	1	20	19	0	0	39	8	3	0	0	11	758	725	0	0	1,483	
34 Preah Kosamak	1,239	1,379	0	0	2,618	17	14	0	0	31	6	5	0	0	11	0	0	0	0	0	3	2	0	0	5	6	2	0	0	8	3	3	0	0	6	1,250	1,391	0	0	2,641	
35 National Pediatric *	242	219	300	237	998	2	3	4	3	12	0	0	0	0	0	0	0	0	0	0	0	7	3	10	3	0	0	0	3	0	0	1	2	3	241	222	296	235	994		
36 Center of Hope *	1,669	2,053	0	0	3,722	31	14	0	0	45	0	0	0	0	0	8	2	0	0	10	1	0	0	1	13	11	0	0	24	2	1	0	0	3	1,692	2,057	0	0	3,749		
37 Preah Ketomealea *	683	495	0	0	1,178	0	1	0	0	1	1	1	0	0	2	0	0	0	0	0	1	1	0	0	2	6	5	0	0	11	1	1	0	0	2	676	490	0	0	1,166	
38 Social Health Clinic	1,007	1,131	51	39	2,228	11	17	0	1	29	4	2	1	0	7	0	0	0	0	0	0	1	1	1	3	6	6	0	1	13	2	2	0	0	4	1,014	1,141	51	38	2,244	
39 Chhouk Sar I Clinic	77	537	7	6	627	0	6	0	0	6	0	0	0	0	0	0	0	0	0	0	1	0	0	1	0	7	0	0	7	1	0	0	0	1	76	535	7	6	624		
40 Chhouk Sar II Clinic	225	0	0	0	225	21	0	0	0	21	0	0	0	0	0	3	0	0	0	3	2	0	0	2	9	0	0	0	9	2	0	0	0	2	236	0	0	0	236		
41 Samdach Ov RH	229	277	0	0	506	4	5	0	0	9	0	0	0	0	0	0	0	0	0	0	0	0	0	0	3	3	0	0	6	1	0	0	0	1	229	279	0	0	508		
42 Meanchey RH *	262	334	0	0	596	14	9	0	0	23	1	1	0	0	2	1	1	0	0	2	2	2	0	0	4	5	7	0	0	12	2	1	0	0	3	269	335	0	0	604	
42 Chamkar Doung RH	227	206	0	0	433	9	10	0	0	19	1	1	0	0	2	0	0	0	0	0	3	3	0	0	6	5	3	0	0	8	0	0	0	0	0	229	211	0	0	440	
44 Pochinton RH	271	347	0	0	618	17	16	0	0	33	4	5	0	0	9	0	0	0	0	0	2	0	0	0	2	0	2	0	0	2	0	2	0	0	2	290	364	0	0	654	
13 Prey Veng																																									
45 Neak Loeung RH	490	770	61	52	1,373	4	11	2	1	18	1	3	0	0	4	3	8	0	0	11	4	1	1	0	6	4	3	0	0	7	2	2	0	0	4	488	786	62	53	1,389	
46 Kampong Leav PH	398	506	27	24	955	7	3	0	0	10	1	0	0	0	1	3	1	0	0	4	0	0	0	0	0	3	5	0	0	8	1	1	0	0	2	405	504	27	24	960	
47 Pearaing RH	92	136	12	9	249	5	5	0	0	10	0	0	0	0	0	0	2	0	0	2	0	1	0	0	1	5	0	0	0	5	0	2	0	0	2	92	140	12	9	253	
14 Pursat																																									
48 Sampov Meas PH	517	651	44	44	1,256	10	6	2	0	18	16	9	2	0	27	0	1	0	0	1	0	0	15	7	22	3	3	0	2	8	3	2	0	0	5	537	662	33	35	1,267	
15 Siem Reap																																									
49 Siem Reap PH	1,450	1,691	0	0	3,141	35	26	0	0	61	8	8	0	0	16	8	4	0	0	12	4	10	0	0	14	24	11	0	0	35	2	6	0	0	8	1,471	1,702	0	0	3,173	
50 Komar Angkor Hospital	0	0	200	210	410	0	0	3	1	4	0	0	0	0	0	0	0	0	0	0	0	7	9	16	0	0	0	1	1	0	0	0	0	0	0	0	196	201	397		
51 Soth Nikum RH	231	339	0	0	570	3	1	0	0	4	3	3	0	0	6	0	2	0	0	2	0	1	0	0	1	3	1	0	0	4	2	1	0	0	3	232	342	0	0	574	
52 Kralanh RH	94	126	0	0	220	5	3	0	0	8	4	4	0	0	8	0	0	0	0	0	0	0	0	0	2	1	0	0	3	2	1	0	0	3	99	131	0	0	230		
16 Preah Sihanouk																																									
53 Sihanouk PH	836	972	59	49	1,916	16	20	0	1	37	3	7	0	0	10	3	2	0	0	5	2	3	2	1	8	5	8	0	1	14	4	5	1	0	10	847	985	56	48	1,936	
17 Stung Treng																																									
54 Stung Treng PH	165	185	15	16	381	5	4	0	0	9	2	2	0	0	4	1	0	0	0	1	2	2	0	0	4	5	3	0	0	8	0	0	0	0	0	166	186	15	16	383	
18 Svay Rieng																																									
55 Svay Rieng PH	440	628	32	41	1,141	10	4	1	2	17	5	6	0	1	12	0	0	0	0	0	0	0	1	3	4	2	1	0	0	3	8	1	0	0	9	445	636	32	41	1,154	
56 Romeas Hek RH	95	104	10	4	213	3	2	0	0	5	0	0	0	0	0	0	0	0	0	0	1	0	1	0	2	0	0	0	0	0	3	0	0	0	3	94	106	9	4	213	
19 Takeo																																									
57 Takeo PH	545	769	51	61	1,426	6	5	0	0	11	0	3	0	0	3	2	0	0	0	2	2	1	0	0	3	5	5	0	0	10	0	3	0	0	3	546	768	51	61	1,426	


Provinces and Cities ART Services	New ART during Quarter 2-2017												Active patients on ART during this quarter													
	0 - 14		> 14										TB						Pregnancy							
			Male			Female				PP (at lease 3)	Diagnosed TB (BK+,-/EP)			Started TB treatment			TB-HIV patients on ART started Cotrimoxazole			Women on ART got pregnant	Spontaneous abortion	Induced abortion				
	Total	TB		Total	TB		Pregnance	Male	Female		Total	Male	Female	Total	Male	Female	Total									
		Diagnosed (BK+,-/EP)	TB Tx Started		PP	Diagnosed (BK+,-/EP)												TB Tx Started	PP							
54 Stung Treng PH	0	0	5	0	0	0	4	0	0	0	0	0	0	0	0	0	0	0	0	0	0	0	1	0	0	
18 Svay Rieng																										
55 Svay Rieng Hospital	1	2	10	0	0	10	4	0	0	4	1	14	1	0	1	1	0	1	1	0	1	0	0	0	0	
56 Romeas Hek RH	0	0	3	1	1	0	2	0	0	0	0	0	0	0	1	0	0	0	0	0	0	0	0	0	0	
19 Takeo																										
57 Takeo Hospital	0	0	6	0	0	6	5	0	0	5	1	11	0	1	1	0	0	0	0	0	0	0	1	0	0	
58 Ang Roka RH	0	0	5	2	0	2	11	2	0	2	0	4	0	0	0	0	0	0	0	0	0	1	0	0	0	
59 Kirivong RH	0	0	1	0	0	1	5	1	1	5	2	6	0	1	1	0	1	1	0	1	1	0	0	0	0	
60 Prey Kabas RH	0	0	1	0	0	0	3	0	0	0	0	0	0	0	0	0	0	0	0	0	0	0	0	0	0	
20 Oddor Meanchey																										
61 Samrong PH	1	1	4	0	0	0	2	0	0	0	0	0	0	0	0	0	0	0	0	0	0	0	0	0	0	
62 Anlong Veng RH	0	0	3	0	0	0	2	0	0	0	0	0	0	0	0	0	0	0	0	0	0	0	0	0	0	
21 Pailin																										
63 Pailin PH	0	0	3	2	2	3	2	0	0	2	1	5	2	0	2	1	0	1	1	0	1	1	0	4	0	0
22 Preah Vihear																										
64 16 Makara PH	1	1	4	0	0	4	7	0	0	7	1	11	0	1	1	0	0	0	0	1	1	0	1	0	0	0
23 Kep																										
65 Kep	0	0	0	0	0	0	1	0	0	0	0	0	0	0	0	0	0	0	0	0	0	0	0	0	0	0
24 Mondulakiri																										
66 Mondulakiri RH	0	0	0	0	0	0	1	0	0	0	0	0	0	0	0	0	0	0	0	0	0	0	0	0	0	0
25 Ratanakiri																										
67 Ratanakiri RH	0	0	7	0	0	0	3	0	0	0	0	0	0	0	0	0	0	0	0	0	0	0	0	0	0	0
TOTAL	27	24	433	34	24	319	422	23	18	289	46	608	90	79	170	31	22	53	73	78	151	121	9	2		

Phnom Penh, 28 August 2017
 Seen and Approved
 NCHADS Director

 Dr. Ly Penh Sun

Phnom Penh, 28 August 2017
 Checked by
 Chief of Data Management Unit

 Mr. Mam Sovatha

Phnom Penh, 28 August 2017
 Checked by
 Chief of AIDS Care Unit

 Dr. Samreth Sovannarith

Phnom Penh, 28 August 2017
 Prepared by
 Data Management Officer

 Mr. Chea Chamnan

Provinces and Cities ART Services	New ART during Quarter 2-2017												Active patients on ART during this quarter														
	0 - 14		> 14										TB									Pregnancy					
			Male			Female							Diagnosed TB (BK+,-/EP)			Started TB treatment			TB-HIV patients on ART started Cotrimoxazole			Women on ART got pregnant	Spontaneous abortion	Induced abortion			
	Total	TB		Total	TB		Pregnance	PP (at lease 3)	Male	Female	Total	Male	Female	Total	Male	Female	Total	Male	Female	Total							
		Diagnosed (BK+,-/EP)	TB Tx Started		PP	Diagnosed (BK+,-/EP)															TB Tx Started	PP	Male	Female	Male	Female	Male
Boy	Girl																										
9 Kandal																											
26	Chey Chum Neash PH	0	0	14	0	0	0	13	0	0	0	2	0	0	0	0	0	0	0	0	0	0	0	0	2	0	0
27	Koh Thom RH	0	0	3	3	3	3	6	2	2	6	0	9	5	5	10	3	2	5	3	2	5	0	0	0	0	0
28	Keansvay RH	0	0	0	0	0	0	3	1	1	3	1	3	0	0	0	0	0	0	0	0	0	0	1	0	0	0
10 Koh Kong																											
29	Smach Meanchey PH	1	1	8	0	0	0	7	0	0	0	0	0	0	0	0	0	0	0	0	0	0	0	0	0	0	0
30	Sre Ambil RH	0	0	1	0	0	0	0	0	0	0	0	0	0	0	0	0	0	0	0	0	0	0	1	0	0	0
11 Kratie																											
31	Kratie PH	0	0	0	0	0	0	0	0	0	0	0	0	0	0	0	0	0	0	0	0	0	0	0	0	0	0
12 Phnom Penh																											
32	Khmer Soviet Hospital	0	0	0	0	0	0	1	0	1	0	5	0	0	0	0	0	0	0	0	0	0	0	5	0	0	0
33	Calmette Hospital	0	0	10	0	0	0	19	0	0	0	1	0	0	0	0	0	0	0	0	0	0	0	7	0	0	0
34	Preah Kossamak	0	0	17	0	0	17	14	0	0	14	0	31	2	2	4	2	2	4	2	2	4	4	4	0	0	0
35	National Pediatric	4	3	2	0	0	0	3	0	0	0	0	0	0	0	0	0	0	0	0	0	0	0	0	0	0	0
36	Center of Hope	0	0	31	3	0	17	14	1	0	5	3	22	40	37	77	0	0	0	2	1	3	0	0	0	0	
37	Preah Ketomealea	0	0	0	0	0	0	1	0	1	0	0	0	0	0	0	0	0	0	0	0	0	0	2	0	0	0
38	Social Health Clinic	0	1	11	0	0	0	17	0	0	0	0	0	0	1	1	0	1	1	0	1	1	4	0	0	0	0
39	Chhouk Sar I Clinic	0	0	0	0	0	0	6	2	2	6	1	6	0	7	7	0	3	3	0	3	3	8	0	0	0	0
40	Chhouk Sar II Clinic	0	0	21	1	1	21	0	0	0	0	0	21	2	0	2	1	0	1	1	0	1	0	0	0	0	0
41	Samdach Ov RH	0	0	4	0	0	4	5	0	0	5	0	9	1	1	2	1	1	2	0	1	1	0	0	0	0	0
42	Meanchey RH	0	0	14	0	0	14	9	0	0	9	0	23	0	0	0	1	0	1	0	0	0	1	0	0	0	0
43	Chamkar Doung HC	0	0	9	0	0	9	10	0	0	10	0	19	0	0	0	0	0	0	0	0	0	0	0	0	0	0
44	Pochintong RH	0	0	17	0	0	17	16	0	0	16	0	33	0	0	0	0	0	0	0	0	0	0	0	0	0	0
13 Prey Veng																											
45	Neak Loeung RH	2	1	4	0	0	0	11	0	0	0	1	0	0	0	0	0	0	0	0	0	0	0	1	0	0	0
46	Kampong Leav PH	0	0	7	1	1	7	3	0	0	3	0	10	1	0	1	1	0	1	0	0	0	0	0	0	0	0
47	Pearaing	0	0	5	0	0	0	5	0	0	0	0	0	0	0	0	0	0	0	0	0	0	0	0	0	0	0
14 Pursat																											
48	Sampov Meas PH	2	0	10	1	1	8	6	1	1	6	0	14	1	1	2	1	1	2	1	2	3	0	0	0	0	0
15 Siem Reap																											
49	Siem Reap PH	0	0	35	1	1	35	26	2	2	26	5	61	1	0	1	1	1	2	1	0	1	11	9	0	0	
50	Komar Angkor Hospital	3	1	0	0	0	0	0	0	0	0	0	0	0	0	0	0	0	0	0	0	0	0	0	0	0	0
51	Soth Nikum RH	0	0	3	0	0	0	1	1	1	0	0	0	3	1	4	0	1	1	2	1	3	2	0	0	0	
52	Kralanh RH	0	0	5	0	0	4	3	0	0	3	1	7	3	0	3	1	0	1	1	0	1	1	0	0	0	
16 Preah Sihanouk																											
53	Preah Sihanouk PH	0	1	16	0	0	16	20	0	0	20	2	36	0	0	0	0	0	0	1	1	2	2	0	0	0	
17 Stung Treng																											

Provinces and Cities ART Services	Number of Patients at the end of Preceding Quarter					New ART in Quarter 2-2017					Patients transferred In					Patients Lost and Return in this quarter					Patients who left ART Care during this quarter															Active Patients until Quarter 2-2017									
	> 14		0 - 14			Total	> 14		0 - 14			Total	> 14		0 - 14			Total	> 14		0 - 14			Total	Patients transferred Out					Lost					Died					> 14		0 - 14			Total
	M	F	B	G	M		F	B	G	M	F		B	G	M	F	B		G	M	F	B	G		M	F	B	G	M	F	B	G	M	F	B	G	M	F	B	G	M	F	B	G	
58 Ang Roka RH	175	208	19	9	411	5	11	0	0	16	7	9	0	0	16	4	13	0	0	17	3	3	1	4	11	0	0	0	0	0	1	1	0	0	2	1	1	0	0	2	187	237	18	5	447
59 Kiriwong RH	209	276	7	10	502	1	5	0	0	6	1	2	0	0	3	0	0	0	0	0	1	3	0	2	6	1	1	0	0	0	1	0	0	0	0	1	1	0	0	2	208	279	7	8	502
60 Prey Kabas RH	111	148	0	0	259	1	3	0	0	4	0	0	0	0	0	0	0	0	0	0	0	1	0	0	1	0	0	0	0	0	0	0	0	0	0	111	150	0	0	261					
Oddor Meanchey																																													
61 Samrong PH	128	177	8	13	326	4	2	1	1	8	0	4	0	0	4	4	6	0	0	10	3	1	0	0	4	4	7	0	0	11	0	0	0	0	0	1	0	0	0	1	129	181	9	14	333
62 Anlong Veng RH	46	75	0	0	121	3	2	0	0	5	0	1	0	0	1	0	0	0	0	0	0	1	0	0	1	0	0	0	0	0	0	1	0	0	1	48	77	0	0	125					
Pailin																																													
63 Pailin PH *	152	198	9	14	373	3	2	0	0	5	1	1	0	0	2	0	1	0	0	1	2	0	0	0	2	0	2	0	0	2	1	0	0	0	1	153	200	9	14	376					
Preah Vihear																																													
64 16 Makara PH	124	136	7	9	276	4	7	1	1	13	1	1	0	0	2	2	1	0	0	3	1	0	0	0	1	0	1	0	0	1	0	0	0	0	0	130	144	8	10	292					
Kep																																													
65 Kep	30	36	0	5	71	0	1	0	0	1	2	1	0	0	3	0	0	0	0	0	1	1	0	0	2	0	0	0	0	0	0	1	0	0	1	30	37	0	5	72					
Mondulkiri																																													
66 Mondulkiri RH	10	16	0	0	26	0	1	0	0	1	0	0	0	0	0	0	0	0	0	0	0	0	0	0	0	0	0	0	0	0	0	0	0	0	0	10	17	0	0	27					
Ratanakiri																																													
67 Ratanakiri RH	69	66	2	2	139	7	3	0	0	10	0	0	0	0	0	8	4	0	0	12	1	1	1	0	3	4	2	0	0	6	1	2	0	0	3	78	68	1	2	149					
TOTAL	24,563	29,365	1,816	1,722	57,466	433	422	27	24	906	141	140	5	2	288	67	62	0	0	129	97	101	53	49	300	263	237	9	18	527	97	62	3	3	165	24,747	29,589	1,783	1,678	57,797					


* * The number of patients reported in these sites might be shown differently from previous quarterly report due to the late data entry to the database and/or transition to the new database system.


Phnom Penh, 28 August 2017
 Seen and Approved
 NCHADS Director

 Dr. Ly Penh Sun

Phnom Penh, 28 August 2017
 Checked by
 Chief of Data Management Unit

 Mr. Mam Sovatha

Phnom Penh, 28 August 2017
 Checked by
 Chief of AIDS Care Unit

 Dr. Samreth Sovannarith

Phnom Penh, 28 August 2017
 Prepared by
 Data Management Officer

 Mr. Chea Chamnan