

National Center For HIV/AIDS, Dermatology and STD
Home Base Care and Communities Report
Report for Quarter 2 - 2010



*** General Information**

Number of Cities/Provinces:.....18.....

Number of Operational Districts:.....70.....

Number of Coverages Health Centers:..786 .

Number of Teams:...331

I- People Living with HIV/AIDS Information

No.	Name of Cities - Provinces	Number of People Living with HIV/AIDS (PLHIV)											
		Number of PLHA Registered in Pre-ART (OI)						Number of PLHA Registered in ART					
		Number of PLHIV in Previous Quarter	Number of New PLHIV Identified in Quarter	Number of PLHIV Moved Out and Lost in Quarter	PLHIV Died in Quarter	Number of PLHIV Started ART in Quarter	Active Patients in Quarter	Number of PLHIV in Previous Quarter	Number of New PLHIV Identified in Quarter	Number of New PLHIV Started ART in Quarter	Number of PLHIV Moved Out in Quarter	PLHIV Died in Quarter	Active PLHIV in Quarter
1	Kampot	250	79	3	7	28	291	845	136	28	7	5	997
2	Kandal	1,114	71	15	23	96	1,051	1,374	44	96	8	4	1,502
3	Koh Kong	0					0	0					0
4	Prey Veng	1,068	78	27	9	23	1,087	1,335	46	23	73	9	1,322
5	Siem Reap	616	115	43	16	65	607	1,701	97	65	84	8	1,771
6	Sihanouk Ville	121	16	5	2	15	115	674	29	15	28	5	685
7	Svay Rieng	438	75	42	7	80	384	903	39	84	5	4	1,017
8	Takeo	573	86	22	4	44	589	1,471	27	44	53	5	1,484
9	Pursat	294	58	6	2	25	319	656	44	25	5	8	712
10	Battam Bang	521	126	43	5	99	500	2,331	61	99	110	12	2,369
11	Banteay Meanchey	462	116	21	9	45	503	1,621	67	45	35	9	1,689
12	Kampong Speu	529	16	32	1	20	492	840	26	18	29	2	853
13	Kampong Thom	271	38	0	1	25	283	443	15	25	3	7	473
14	Kampong Cham	809	187	27	9	55	905	1,462	170	55	54	15	1,618
15	Phnom Penh	1,326	115	86	13	60	1,282	2,482	88	32	148	13	2,441
16	Oddor Meanchey	78	10	2	1	8	77	233	0	8	0	0	241
17	Kampong Chhnang	293	54	45	3	5	294	533	34	1	79	6	483
18	Preah Vihear	0					0	0					0
19	Pailin	93	22	3	1	13	98	168	4	13	3	1	181
20	Kratie	43	6	2	2	0	45	138	4	0	2	2	138
Total		8,899	1,268	424	115	706	8,922	19,210	931	676	726	115	19,976

II- People Living with HIV/AIDS Registered in Home Base Care, Diagosed and Received TB Treatment Information

No.	Name of Cities - Provinces	People Living with HIV/AIDS registered diagnosed and received TB Treatment					
		Number of PLHIV Registered Diagosed and Received TB Treatment at The End of Previous Quarter	Number of PLHIV Registered Diagosed and Start Treatment TB in Quarter	Number of PLHIV Registered and Completed TB Treatment in Quarter	Number of PLHIV Registered Diagosed and Received TB Treatment Moved Out or Lost in Quarter	Number of PLHIV Registered Diagosed and Received TB Died in Quarter	Number of Active PLHIV Diagosed and Received TB Treatment at The End of Quarter
1	Kampot	14	9	9	1	3	10
2	Kandal	42	21	13	5	0	45
3	Koh Kong	0					0
4	Prey Veng	37	34	15	0	0	56
5	Siem Reap	58	25	17	4	6	56
6	Sihanouk Ville	14	3	7	3	0	7
7	Svay Rieng	19	22	6	0	0	35
8	Takeo	30	7	7	9	1	20
9	Pursat	21	5	10	0	1	15
10	Battam Bang	60	41	29	9	3	60
11	Banteay Meanchey	44	20	11	2	2	49
12	Kampong Speu	36	8	3	0	0	41
13	Kampong Thom	8	6	4	0	0	10
14	Kampong Cham	93	42	26	1	2	106
15	Phnom Penh	51	23	46	4	1	23
16	Oddor Meanchey	35	7	6	0	1	35
17	Kampong Chhnang	9	4	8	0	0	5
18	Preah Vihear	0					0
19	Pailin	6	4	5	0	1	4
20	Kratie	5	3	2	0	0	6
Total		582	284	224	38	21	583

III-Referral Information

No.	Name of Cities - Provinces	Number of HIV+ Pregnant Women Referred to PMTCT Services		Number of PLHIV Referred to Screen TB		Number of Clients Referred to STD Clinic		Number of PLHIV Referred to OI/ART Services					
		ANC	Delivery	Total	TB+	Total	PLHIV	Pregnant Women	TB Patients	STI Patients	Children ^o	Other	Total
1	Kampot	11	5	65	8	87	0	12	15	1	143	1,205	1,376
2	Kandal	7	1	50	14	38	27	29	27	151	245	1,237	1,689
3	Koh Kong												0
4	Prey Veng	23	11	58	6	48	35	29	29	27	185	1,108	1,378
5	Siem Reap	22	8	24	12	12	12	17	16	8	239	1,774	2,054
6	Sihanouk Ville	12	1	1	0	0	0	5	18	3	14	1,211	1,251
7	Svay Rieng	2	0	23	7	107	7	1	8	4	54	630	697
8	Takeo	43	4	18	10	468	24	43	2	10	243	2,546	2,844
9	Pursat	12	2	11	2	5	5	11	12	1	104	858	986
10	Battam Bang	42	9	95	25	378	34	39	52	15	482	2,537	3,125
11	Banteay Meanchey	21	6	88	19	60	27	15	21	17	96	822	971
12	Kampong Speu	1	3	20	3	12	5	1	12	7	58	387	465
13	Kampong Thom	5	1	54	0	49	49	6	7	49	86	452	600
14	Kampong Cham	10	6	195	23	125	9	7	18	9	124	914	1,072
15	Phnom Penh	27	2	91	95	61	9	18	35	19	152	127	351
16	Oddor Meanchey	7	4	17	3	10	0	2	0	0	25	265	292
17	Kampong Chhnang	4	2	15	2	0	0	2	1	0	36	309	348
18	Preah Vihear												0
19	Pailin	13	4	5	3	20	5	13	5	5	31	66	120
20	Kratie	0	0	3	3	0	0	0	5	0	15	143	163
Total		262	69	833	235	1,480	248	250	283	326	2,332	16,591	19,782

No.	Name of Cities - Provinces	Number of Clients Referred to VCCT Service									
		Pregnant Women		TB Patients		STI Patients		Children ^o		Other	
		Total	HIV +	Total	HIV +	Total	HIV +	Total	HIV +	Total	HIV +
1	Kampot	94	1	14	2	54	1	26	7	455	16
2	Kandal	156	2	89	15	44	3	163	16	293	43
3	Koh Kong										
4	Prey Veng	594	11	67	3	39	1	93	2	561	25
5	Siem Reap	108	7	36	1	33	4	56	10	1,231	64
6	Sihanouk Ville	2	2	2	0	0	0	2	1	19	1
7	Svay Rieng	78	1	36	4	90	33	47	0	138	14
8	Takeo	998	4	26	2	4	1	42	7	243	33
9	Pursat	227	2	6	1	1	0	25	1	130	13
10	Battam Bang	2,904	5	98	10	113	5	39	4	1,325	64
11	Banteay Meanchey	312	4	40	15	123	0	117	3	786	40
12	Kampong Speu	19	0	34	2	5	0	25	0	103	19
13	Kampong Thom	12	0	0	0	0	0	31	1	93	3
14	Kampong Cham	173	2	29	0	91	2	211	12	678	31
15	Phnom Penh	19	3	42	32	29	10	269	26	108	45
16	Oddor Meanchey	35	0	21	1	17	0	3	1	129	10
17	Kampong Chhnang	495	1	7	0	0	0	7	1	156	17
18	Preah Vihear										
19	Pailin	174	4	13	0	0	0	2	2	212	5
20	Kratie	0	0	0	0	0	0	8	1	38	1
	Total	6,400	49	560	88	643	60	1,166	95	6,698	444

IV- Children Affected by AIDS/Children Infected by AIDS Information

No.	Name of Cities - Provinces	Children Affected by AIDS (CAA)				
		Number of CAA in Previous Quarter	Number of New CAA Identified in Quarter	Number of CAA Moved Out in Quarter	Number of CAA Died in Quarter	Number of Active CAA in Quarter
1	Kampot	1,106	39	46	1	1,098
2	Kandal	2,539	104	34	0	2,609
3	Koh Kong	0				0
4	Prey Veng	3,170	50	130	1	3,089
5	Siem Reap	5,902	245	79	2	6,066
6	Sihanouk Ville	527	61	3	0	585
7	Svay Rieng	1,582	21	41	0	1,562
8	Takeo	3,076	141	261	2	2,954
9	Pursat	1,657	60	0	0	1,717
10	Battam Bang	4,786	119	174	1	4,730
11	Banteay Meanchey	2,229	104	38	3	2,292
12	Kampong Speu	2,187	27	120	0	2,094
13	Kampong Thom	1,084	52	149	1	986
14	Kampong Cham	2,540	401	82	3	2,856
15	Phnom Penh	2,689	91	111	0	2,669
16	Oddor Meanchey	332	8	0	0	340
17	Kampong Chhnang	1,331	226	11	1	1,545
18	Preah Vihear	0				0
19	Pailin	345	34	6	0	373
20	Kratie	160	16	4	1	171
Total		37,242	1,799	1,289	16	37,736

Children Infected by AIDS (CIA)											
Number of CIA Registered Pre-ART (OI)						Number of CIA Registered ART					
Number of CIA in Previous Quarter	Number of New CIA Identified in Quarter	Number of CIA Moved Out in Quarter	Number of CIA Died in Quarter	Number of CIA Start ART in Quarter	Number of Active CIA in Quarter	Number of CIA in Previous Quarter	Number of New CIA Identified in Quarter	Number of New CIA Started ART in Quarter	Number of CIA Moved Out in Quarter	Number of CIA Died in Quarter	Number of Active CIA in Quarter
65	24	2	1	1	85	81	12	2	2	1	92
91	6	3	1	3	90	227	0	3	3	0	227
0					0	0		0			0
114	7	2	0	0	119	136	4	0	10	0	130
104	13	9	1	6	101	216	14	6	6	2	228
37	7	1	2	4	37	54	4	4	2	3	57
28	4	3	0	5	24	106	1	5	7	0	105
94	19	3	0	2	108	194	6	2	8	0	194
48	3	1	1	8	41	59	4	8	2	0	69
123	20	7	2	10	124	265	7	10	4	0	278
119	10	0	3	8	118	192	3	8	1	1	201
44	89	0	0	2	131	81	11	2	0	0	94
52	17	3	0	6	60	34	3	6	1	0	42
146	28	33	1	4	136	181	7	4	20	2	170
134	32	9	0	15	142	219	10	15	11	3	230
14	3	0	0	2	15	26	1	2	0	0	29
44	5	0	0	0	49	46	1	0	7	0	40
0					0	0		0			0
18	0	1	0	1	16	15	0	1	0	0	16
3	1	0	0	1	3	12	0	1	2	0	11
1,278	288	77	12	78	1,399	2,144	88	79	86	12	2,213


No.	Name of Cities - Provinces	Number of CIA Registered and Received TB Treatment					
		Number of CIA Registered Diagonosed and Received TB Treatment at The End of Previous Quarter	Number of CIA Registered Diagonosed and Start Treatment TB in Quarter	Number of CIA Registered Diagonosed TB and Completed TB Treatment in Quarter	Number of CIA Registered Diagonosed and Received TB Treatment Moved Out in Quarter	Number of CIA Registered Diagonosed and Received TB Died in Quarter	Number of Active CIA Registered Diagonosed an Received TB Treatment The End of Quarter
1	Kampot	9	1	0	0	1	9
2	Kandal	9	0	1	0	0	8
3	Koh Kong	0					0
4	Prey Veng	3	0	2	0	0	1
5	Siem Reap	5	2	2	1	0	4
6	Sihanouk Ville	0	0	0	0	0	0
7	Svay Rieng	3	0	0	0	0	3
8	Takeo	7	0	0	7	0	0
9	Pursat	0	0	0	0	0	0
10	Battam Bang	6	1	4	0	1	2
11	Banteay Meanchey	8	2	2	0	0	8
12	Kampong Speu	0	7	1	0	0	6
13	Kampong Thom	1	1	0	0	0	2
14	Kampong Cham	6	0	0	0	0	6
15	Phnom Penh	2	2	1	0	0	3
16	Oddor Meanchey	0	0	0	0	0	0
17	Kampong Chhnang	0	0	0	0	0	0
18	Preah Vihear	0					0
19	Pailin	0	0	0	0	0	0
20	Kratie	0	0	0	0	0	0
Total		59	16	13	8	2	52

* Koh Kong and Preah Vihear provinces have no report for this quarter 4 2009, due to NGOs stop activity . RACHA hand over from CARE International in 2010. will be start on quarter 3 2010, in Koh Kong


Seen and Approve
Director of NCHADS

Dr. Mean Chhi Vun


Phnom Penh. 16 August 2010
Checked By Home Base Care SubUnit


Dr. Samreth Sovannarith

Phnom Penh. 16 August 2010
Chief of Data Management Unit


Mr. Mam Sovatha

Phnom Penh. 16 August 2010
Prepared by:


Mr. Bou Vatanak