

National Center For HIV/AIDS, Dermatology and STD
Home Base Care and Communities Report
Report for Quarter 2 - 2013



*** General Information**

Number of Cities/Provinces: 19 / 24

Number of Operational Districts: 69 / 77

Number of Coverages Health Centers: 810 / 1021

Number of Teams: 315

I- People Living with HIV/AIDS Information

No.	Name of Cities - Provinces	Number of People Living with HIV/AIDS (PLHIV)											
		Number of PLHA Registered in Pre-ART (OI)					Number of PLHA Registered in ART						
		Number of PLHIV in Previous Quarter	Number of New PLHIV Identified in Quarter	Number of PLHIV Moved Out and Lost in Quarter	PLHIV Died in Quarter	Number of PLHIV Started ART in Quarter	Active Patients in Quarter	Number of PLHIV in Previous Quarter	Number of New PLHIV Identified in Quarter	Number of New PLHIV Started ART in Quarter	Number of PLHIV Moved Out in Quarter	PLHIV Died in Quarter	Active PLHIV in Quarter
1	Kampot	120	14	6	1	9	118	1179	118	9	13	2	1,291
2	Kandal	963	4	0	1	8	958	1,822	0	8	3	3	1,824
3	Koh Kong	41	3	0	1	2	41	502	0	2	2	0	502
4	Prey Veng	416	8	2	1	4	417	1773	8	4	5	3	1,777
5	Siem Reap	181	26	6	2	17	182	2,271	39	17	37	13	2,277
6	Sihanouk Ville	105	6	1	0	14	96	788	20	14	17	4	801
7	Svay Rieng	225	5	0	1	5	224	1,232	5	5	0	1	1,241
8	Takeo	191	18	13	1	44	151	1,788	11	44	22	5	1,816
9	Pursat	498	16	84	7	15	408	922	4	15	8	2	931
10	Battam Bang	229	33	12	0	21	229	2,584	55	21	57	10	2,593
11	Banteay Meanchey	230	72	38	4	7	253	2,008	32	7	51	6	1,990
12	Kampong Speu	131	1	0	0	22	110	465	0	22	12	1	474
13	Kampong Thom	149	5	30	0	7	117	671	0	7	91	0	587
14	Kampong Cham	95	28	6	0	4	113	1358	387	4	38	7	1,704
15	Phnom Penh												
16	Oddor Meanchey	60	9	0	0	14	55	301	1	14	4	0	312
17	Kampong Chhnang	164	46	16	1	8	185	674	85	8	2	1	764
18	Kep	1	1	0	0	0	2	129	0	0	1	0	128
19	Pailin	44	4	0	0	0	48	284	2	0	6	3	277
20	Kratie	22	2	0	0	2	22	211	1	2	0	0	214
Total		3,865	301	214	20	203	3,729	20,962	768	203	369	61	21,503

II- People Living with HIV/AIDS Registered in Home Base Care, Diagnosed and Received TB Treatment Information

No.	Name of Cities - Provinces	People Living with HIV/AIDS registered diagnosed and received TB Treatment					
		Number of PLHIV Registered Diagnosed and Received TB Treatment at The End of Previous Quarter	Number of PLHIV Registered Diagnosed and Start Treatment TB in Quarter	Number of PLHIV Registered and Completed TB Treatment in Quarter	Number of PLHIV Registered Diagnosed and Received TB Treatment Moved Out or Lost in Quarter	Number of PLHIV Registered Diagnosed and Received TB Died in Quarter	Number of Active PLHIV Diagnosed and Received TB Treatment at The End of Quarter
1	Kampot	19	2	9	1	0	11
2	Kandal	76	4	7	0	0	73
3	Koh Kong	0	0	0	0	0	0
4	Prey Veng	24	9	3	0	0	30
5	Siem Reap	37	6	9	13	3	18
6	Sihanouk Ville	5	1	0	4	0	2
7	Svay Rieng	9	3	0	0	0	12
8	Takeo	4	7	1	0	0	10
9	Pursat	9	0	3	0	0	6
10	Battam Bang	11	7	6	0	0	12
11	Banteay Meanchey	21	8	4	2	0	23
12	Kampong Speu	10	0	0	0	0	10
13	Kampong Thom	8	1	2	0	0	7
14	Kampong Cham	9	20	0	0	0	29
15	Phnom Penh	0					0
16	Oddor Meanchey	30	7	7	2	0	28
17	Kampong Chhnang	0	0	0	0	0	0
18	Kep	0	1	0	0	0	1
19	Pailin	2	0	0	0	0	2
20	Kratie	1	0	1	0	0	0
Total		275	76	52	22	3	274

III-Referral Information

No.	Name of Cities - Provinces	Number of HIV+ Pregnant Women Referred to PMTCT Services		Number of PLHIV Referred to Screen TB		Number of Clients Referred to STD Clinic		Number of PLHIV Referred to OI/ART Services					
		ANC	Delivery	Total	TB+	Total	PLHIV	Pregnant Women	TB Patients	STI Patients	Children ^a	Other	Total
1	Kampot	4	5	32	2	0	0	1	1	0	130	1392	1,524
2	Kandal	4	0	28	1	20	13	4	5	2	42	514	567
3	Koh Kong	1	1	0	0	0	0	0	0	0	0	0	0
4	Prey Veng	20	9	47	0	43	13	17	21	226	160	1676	2,100
5	Siem Reap	21	9	167	5	53	51	14	19	226	215	1597	2,071
6	Sihanouk Ville	0	0	21	0	0	0	0	0	0	40	974	1,014
7	Svay Rieng	2	0	59	3	36	36	1	0	0	0	0	1
8	Takeo	5	2	66	4	182	116	10	16	10	454	2138	2,628
9	Pursat	11	2	19	1	116	106	10	3	1	92	859	965
10	Battam Bang	29	6	667	6	42	10	26	11	3	430	2270	2,740
11	Banteay Meanchey	23	6	430	8	122	75	13	21	5	105	1241	1,385
12	Kampong Speu	2	2	4	0	0	0	1	9	0	54	301	365
13	Kampong Thom	1	0	18		16	16	2	8	16	117	613	756
14	Kampong Cham	3	3	18	4	15	12	2	1	5	148	510	666
15	Phnom Penh												0
16	Oddor Meanchey	0	0	28	5	36	6	0	17	6	22	269	314
17	Kampong Chhnang	4	2	2	2	5	0	3	3	0	9	389	404
18	Kep	0	0	0	0	0	0	0	0	0	8	159	167
19	Pailin	4	0	76	0	0	12	4	2	12	30	277	325
20	Kratie	1	3	0	0	0	0	4	1	0	46	158	209
Total		135	50	1,682	43	686	466	112	138	512	2,102	15,337	18,201

No.	Name of Cities - Provinces	Number of Clients Referred to VCCT Service									
		Pregnant Women		TB Patients		STI Patients		Children ^o		Other	
		Total	HIV +	Total	HIV +	Total	HIV +	Total	HIV +	Total	HIV +
1	Kampot	1033	0	2	2	18	0	34	2	57	1
2	Kandal	104	2	16	1	2	0	122	9	305	4
3	Koh Kong	2	2	0	0	0	0	0	0	0	0
4	Prey Veng	540	0	32	0	15	0	70	1	728	17
5	Siem Reap	1603	1	87	0	23	0	12	1	1085	7
6	Sihanouk Ville	13	1	0	0	0	0	6	0	65	2
7	Svay Rieng	58	1	17	0	27	0	0	0	0	0
8	Takeo	88	2	197	5	0	0	0	0	35	5
9	Pursat	118	1	143	0	5	0	22	0	39	2
10	Battam Bang	2395	9	189	1	29	0	35	1	872	12
11	Banteay Meanchey	1276	3	140	0	120	11	49	1	1125	9
12	Kampong Speu	0	0	0	0	0	0	14	0	18	0
13	Kampong Thom	23	0	1	0	0	0	10	1	96	0
14	Kampong Cham	320	0	1	0	1	0	52	2	161	1
15	Phnom Penh										
16	Oddor Meanchey	24	0	0	0	12	0	9	0	137	9
17	Kampong Chhnang	4	2	1	1	4	0	10	0	15	1
18	Kep	129	0	1	1	0	0	7	0	19	0
19	Pailin	96	0	21	0	2	0	0	0	94	0
20	Kratie	0	0	0	0	0	0	0	3	0	0
Total		7,826	24	848	11	258	11	452	21	4,851	70

IV- Children Affected by AIDS/Children Infected by AIDS Information

No.	Name of Cities - Provinces	Children Affected by AIDS (CAA)				
		Number of CAA in Previous Quarter	Number of New CAA Identified in Quarter	Number of CAA Moved Out in Quarter	Number of CAA Died in Quarter	Number of Active CAA in Quarter
1	Kampot	1232	110	27	0	1,315
2	Kandal	2,801	2	3	0	2,800
3	Koh Kong	676	0	11	0	665
4	Prey Veng	2566	8	39	0	2,535
5	Siem Reap	3,411	83	54	0	3,440
6	Sihanouk Ville	634	61	5	0	690
7	Svay Rieng	187	0	2	0	185
8	Takeo	2,721	64	47	0	2,738
9	Pursat	1,788	9	109	2	1,686
10	Battam Bang	3,864	69	137	0	3,796
11	Banteay Meanchey	1,991	476	40	0	2,427
12	Kampong Speu	798	1	2	0	797
13	Kampong Thom	1,220	4	180	0	1,044
14	Kampong Cham	1785	454	108	0	2,131
15	Phnom Penh					
16	Oddor Meanchey	366	14	2	0	378
17	Kampong Chhnang	1,285	6	38	0	1,253
18	Kep	92	0	0	0	92
19	Pailin	405	9	7	0	407
20	Kratie	240	10	0	0	250
Total		28,062	1,380	811	2	28,629

Children Infected by AIDS (CIA)											
Number of CIA Registered Pre-ART (OI)						Number of CIA Registered ART					
Number of CIA in Previous Quarter	Number of New CIA Identified in Quarter	Number of CIA Moved Out in Quarter	Number of CIA Died in Quarter	Number of CIA Start ART in Quarter	Number of Active CIA in Quarter	Number of CIA in Previous Quarter	Number of New CIA Identified in Quarter	Number of New CIA Started ART in Quarter	Number of CIA Moved Out in Quarter	Number of CIA Died in Quarter	Number of Active CIA in Quarter
30	8	1	0	1	36	147	14	1	0	0	162
118	0	0	0	0	118	276	0	0	1	0	275
13	0	0	0	0	13	53	1	0	0	0	54
41	1	1	0	6	35	185	1	6	0	0	192
37	3	2	0	2	36	275	2	2	3	0	276
52	4	2	1	0	53	53	1	0	0	0	54
1	0	0	0	0	1	35	0	0	1	0	34
67	5	7	0	5	60	213	4	5	8	0	214
53	1	0	0	1	53	84	1	1	7	0	79
68	3	1	0	5	65	330	3	5	7	1	330
105	28	10	0	3	120	207	5	3	5	3	207
18	0	0	0	1	17	59	0	1	0	0	60
31	1	1	0	0	31	69	0	0	6	0	63
54	6	0	1	5	54	216	28	5	2	0	247
0	0	0	0	0	0	37	0	0	0	0	37
17	2	1	1	0	17	51	4	0	0	0	55
0	0	0	0	0	0	9	0	0	0	0	9
8	0	0	0	0	8	24	0	0	2	0	22
5	0	0	0	0	5	24	0	0	0	0	24
718	62	26	3	29	722	2,347	64	29	42	4	2,394

No.	Name of Cities - Provinces	Number of CIA Registered and Received TB Treatment					Number of Active CIA Registered Diagnosed and Received TB Treatment at The End of Quarter
		Number of CIA Registered Diagnosed and Received TB Treatment at The End of Previous Quarter	Number of CIA Registered Diagnosed and Start Treatment TB in Quarter	Number of CIA Registered Diagnosed TB and Completed TB Treatment in Quarter	Number of CIA Registered Diagnosed and Received TB Treatment Moved Out in Quarter	Number of CIA Registered Diagnosed and Received TB Died in Quarter	
1	Kampot	2	0	2	0	0	0
2	Kandal	9	0	0	0	0	9
3	Koh Kong	0	0	0	0	0	0
4	Prey Veng	0	0	0	0	0	0
5	Siem Reap	3	2	1	0	0	4
6	Sihanouk Ville	0	0	0	0	0	0
7	Svay Rieng	0	0	0	0	0	0
8	Takeo	0	0	0	0	0	0
9	Pursat	0	0	0	0	0	0
10	Battam Bang	0	1	0	0	0	1
11	Banteay Meanchey	4	1	1	0	1	3
12	Kampong Speu	3	0	0	0	0	3
13	Kampong Thom	0	0	0	0	0	0
14	Kampong Cham	1	3	0	0	0	4
15	Phnom Penh	0					0
16	Oddor Meanchey	0	0	0	0	0	0
17	Kampong Chhnang	0	0	0	0	0	0
18	Kep	0	0	0	0	0	0
19	Pailin	0	0	0	0	0	0
20	Kratie	0	1	0	0	0	1
Total		22	8	4	0	1	25


***Note: Kep is new site were implemented in quarter1-2013 (Phnom Penh have no report,due to NGOs stop activity) .

Seen and Approve
 Director of NCHADS
 Deputy Director




Dr. MEAS VUTHY

Phnom Penh, 30 August 2013
 Chief of Data Management Unit




Mr. Chea Chamnan

Phnom Penh, 30 August 2013
 Checked By Aids Care Unit



Dr. Samreth Sovannarith

Phnom Penh, 30 August 2013
 Prepared by:



Mr. Leng Chan Ratana