

**ប្រជុំមជ្ឈមណ្ឌលជាតិប្រយុទ្ធនឹងជំងឺអេដស៍ សើស្បែក និងការរោគ**  
**National Center for HIV/AIDS Dermatology and STD**  
**របាយការណ៍ប្រចាំត្រីមាសស្តីពីការព្យាបាលជំងឺគ្រុនចាញ់ និងការសម្របសម្រួល មុនពេល ART**

Facility Pre-ART (OI) report from all sites

Total Provinces :		20				
Total OI Sites :		56 (Pediatric = 33)				
ឆ្នាំ (Year) 2011		ត្រីមាសទី (Quarter) 3				
ប្រភេទ (Category)	អាយុ Age	ភេទ (Sex)		សរុប Total		
		ប្រុស Male	ស្រី Female			
ចំនួនអ្នកជំងឺដែលសកម្មទទួលបានការព្យាបាល OI រហូតដល់ចុងត្រីមាសមុន (Number of active patients at the end of preceding quarter)	>14	2,514	4,273	6,787		
	0 - 14	773	852	1,625		
ចំនួនអ្នកជំងឺថ្មី ព្យាបាល Pre-ART លើកដំបូងក្នុងត្រីមាសនេះ (Number of new patients (First OI Care visit) during quarter)	<b>&gt;14</b>	<b>សរុបអ្នកជំងឺថ្មី &gt;14</b>		<b>682</b>	<b>838</b>	<b>1,520</b>
		ពិនិត្យស្វែងរករោគសញ្ញាជំងឺរបេង (TB Symptom Screening ) *	មាន	226	222	448
			គ្មាន	355	490	845
		បានចាប់ផ្តើមព្យាបាលបង្ការដោយ INH (IPT Started)	100	135	235	
		បានធ្វើរោគវិនិច្ឆ័យថាមានជំងឺរបេង Diagnosed TB (BK+ / - , EP)	105	81	186	
		បានចាប់ផ្តើមព្យាបាលជំងឺរបេង TB Tx Started	87	67	154	
		មានផ្ទៃពោះ (Pregnant)		70	70	
		ការបង្ការជាវិជ្ជមាន (ផ្តល់សេវាពិបាកយ៉ាងតិច) Positive Prevention (at least 3 ** )	NA	NA	NA	
		<b>សរុបអ្នកជំងឺថ្មី 0 - 14</b>		<b>63</b>	<b>68</b>	<b>131</b>
		<b>សរុបអ្នកជំងឺថ្មីទាំងអស់ Total new patients</b>		<b>745</b>	<b>906</b>	<b>1,651</b>
ចំនួនអ្នកជំងឺដែលចាកចេញពី ការព្យាបាល OI ក្នុងត្រីមាសនេះ (Number of patients who left OI Care during quarter)	បាត់មុខ (Lost) <sup>1</sup>	>14	147	189	336	
		0 - 14	14	8	22	
	ស្លាប់ (Died)	>14	40	35	75	
		0 - 14	4	3	7	
	ចាប់ផ្តើម (Start ART)	>14	559	718	1,277	
		0 - 14	62	55	117	
<b>សរុបអ្នកជំងឺដែលចាកចេញពីការព្យាបាល OI ទាំងអស់</b>		<b>826</b>	<b>1008</b>	<b>1,834</b>		
ចំនួនអ្នកជំងឺដែលសកម្មព្យាបាល Pre-ART រហូតដល់ចុងត្រីមាសនេះ (Number of active patients at the end of the quarter)	>14	2,450	4,169	6,619		
	0 - 14	756	854	1,610		
	<b>សរុប Total</b>		<b>3,206</b>	<b>5,023</b>	<b>8,229</b>	
ចំនួនអ្នកជំងឺដែលសកម្មព្យាបាល Pre-ART រហូតដល់ចុងត្រីមាសនេះ (Number of active patients at the end of the quarter)	សមស្របចាប់ផ្តើម ART <sup>2</sup> (Eligible for ART)	>14	389	579	968	
		0 - 14	101	110	211	
	មិនទាន់ដល់ពេលចាប់ផ្តើម ART (Not Eligible for ART)	>14	2,061	3,590	5,651	
		0 - 14	655	744	1,399	


ចំនួនអ្នកជំងឺដែលសកម្មព្យាបាល Pre-ART បានធ្វើរោគវិនិច្ឆ័យថាមាន កើតរបេង នៅក្នុងត្រីមាសនេះ (Number of active patients diagnosed TB (BK+/- , EP) during this quarter)	> 14	88	59	147	
ចំនួនអ្នកជំងឺដែលសកម្មព្យាបាល Pre-ART បានចាប់ផ្តើមព្យាបាលជំងឺរបេង នៅក្នុងត្រីមាសនេះ (Number of active patient Started TB Treatment during this quarter)	> 14	81	54	135	F
ចំនួនអ្នកជំងឺសកម្មបានចាប់ផ្តើមព្យាបាលបង្ការដោយ INH (Started IPT) ក្នុងត្រីមាសនេះ (Number of actives patients started IPT)	> 14	145	195	340	G
ចំនួនអ្នកជំងឺរបេង-អេដស៍កំពុងព្យាបាល Pre-ART បានចាប់ផ្តើមព្យាបាល បង្ការដោយ Cotrimoxazole (CPT) នៅក្នុងត្រីមាសនេះ (Number of TB-HIV patients on OI Started Cotrimoxazole during this quarter)	> 14	97	87	184	H
ចំនួនស្ត្រីបានព្យាបាល Pre-ART មានផ្ទៃពោះក្នុងត្រីមាសនេះ (Number of women on Pre-ART got pregnant during this quarter.)				114	I
ចំនួនស្ត្រីមានផ្ទៃពោះបានចាប់ផ្តើមការព្យាបាលបង្ការដោយ ARV ក្នុងត្រីមាសនេះ (Number of pregnan women started ARV Prophylaxis.)				44	J
ចំនួនស្ត្រីមានផ្ទៃពោះដែលបានរាយការណ៍ថា (Number of pregnan women reported)	រំលូត (Spontaneous abortion)		5		K
	រំលូត (Induced abortion)		3		


Phnom Penh, 14 December 2011


Phnom Penh, 14 December 2011  
Checked by

Phnom Penh, 14 December 2011  
Prepared by  
Data Management Officer

Seen and approved  
NCHADS Director  
  
Dr. Mean ChhiVun

Chief of AIDS Care Unit  
  
Dr. Samreth Sovannarith

Chief of Data Management Unit  
  
Mr. Mam Sovatha

  
Mr. Phath Veasna

**Number of Patients receiving Pre-ART in Quarter 3-2011**

Provinces/Cities Pre-ART Services	Number of Pre-ART Patients at the End of Preceding Quarter					New Patients ( first Pre-ART Care Visit) during Quarter 3-2011					Patients who Left Pre-ART Care during Quarter 3-2011										Active Patients on Pre-ART at the end of Quarter 3-2011															
	> 14		0 - 14			Total	> 14		0 - 14			Total	Lost				Died				Start ART				Total	Eligible for ART					Not Eligible for ART					Total
	> 14	0 - 14	> 14	0 - 14	> 14		0 - 14	> 14	0 - 14	> 14	0 - 14		> 14	0 - 14	> 14	0 - 14	> 14	0 - 14	> 14	0 - 14	> 14	0 - 14	> 14	0 - 14		> 14	0 - 14									
	M	F	B	G	M	F	B	G	M	F	B	G	M	F	B	G	M	F	B	G	M	F	B	G	M	F	B	G								
<b>1 Banteay Meanchey</b>																																				
1 Serei Sophon HC	35	62	21	27	145	20	20	1	7	48	3	5	1	0	0	1	0	0	17	17	2	3	49	0	4	9	4	35	55	10	27	144				
2 Mongkul Borey PH	27	66	7	15	115	13	9	0	0	22	3	6	1	2	3	1	0	0	9	18	1	3	47	4	14	0	1	21	36	5	9	90				
3 Poipet 1 HC	196	253	0	0	449	32	30	0	0	62	2	3	0	0	0	1	0	0	16	21	0	0	43	17	21	0	0	193	237	0	0	468				
4 Thmor Pouk RH	30	29	0	0	59	7	5	0	0	12	4	3	0	0	0	0	0	0	6	4	0	0	17	0	1	0	0	27	26	0	0	54				
<b>2 Battambang</b>																																				
5 Mong Russey RH	12	30	8	13	63	9	15	3	1	28	0	0	0	0	1	0	0	1	5	10	2	2	21	4	5	1	5	11	30	8	6	70				
6 BattamBang PH	67	157	38	39	301	24	28	6	5	63	8	8	0	0	0	1	0	0	23	25	4	2	71	8	18	0	2	52	133	40	40	293				
7 R5 Military Hospital	18	21	0	0	39	5	3	0	0	8	7	5	0	0	0	0	0	0	4	3	0	0	19	2	1	0	0	10	15	0	0	28				
8 Thmor Kol RH	21	50	0	0	71	9	11	0	0	20	1	1	0	0	0	0	0	0	7	12	0	0	21	3	13	0	0	19	35	0	0	70				
9 Sampov Loun RH	18	26	0	0	44	16	21	0	0	37	3	5	0	0	1	1	0	0	10	17	0	0	37	3	3	0	0	17	21	0	0	44				
<b>3 Kampong Cham</b>																																				
10 Kampong Cham PH *	42	71	28	34	175	20	23	6	2	51	3	6	0	1	0	0	0	0	21	27	5	4	67	7	11	7	5	31	50	22	26	159				
11 Memut RH	13	23	0	0	36	3	7	0	0	10	4	2	0	0	0	0	0	0	2	8	0	0	16	0	3	0	0	10	17	0	0	30				
12 Thbong Khmum RH *	32	58	9	20	119	17	20	1	1	39	2	3	1	0	0	0	0	0	15	19	2	3	45	5	14	1	6	27	42	6	12	113				
13 Choeung Prey RH *	22	28	0	0	50	14	10	0	0	24	1	3	0	0	0	0	0	0	11	6	0	0	21	11	11	0	0	13	18	0	0	53				
14 Chamkar Loeu RH	3	4	0	0	7	5	9	0	0	14	0	0	0	0	0	0	0	0	1	3	0	0	4	1	1	0	0	6	9	0	0	17				
15 Srey Santhor RH	2	11	0	0	13	5	10	0	0	15	0	0	0	0	0	0	0	0	3	5	0	0	8	0	2	0	0	4	14	0	0	20				
<b>4 Kampong Chhnang</b>																																				
16 Kampong Chhnang PH	35	54	15	11	115	9	14	1	5	29	0	0	0	0	0	1	0	1	7	13	3	3	28	6	12	3	3	31	42	10	9	116				
<b>5 Kampong Speu</b>																																				
17 Kampong Speu PH	188	288	84	69	629	15	22	3	2	42	2	1	0	0	3	1	0	0	5	14	1	0	27	13	25	2	4	180	269	84	67	644				
18 Oudong RH	20	74	0	0	94	9	3	0	0	12	1	1	0	0	2	0	0	0	2	3	0	0	9	2	3	0	0	22	70	0	0	97				
19 Kong Pisey RH	22	10	0	0	32	3	9	0	0	12	0	0	0	0	0	0	0	0	2	4	0	0	6	2	4	0	0	21	11	0	0	38				
<b>6 Kampong Thom</b>																																				
20 Kampong Thom PH	82	144	28	17	271	12	15	2	2	31	9	6	2	0	4	5	2	0	14	15	4	0	61	17	21	2	1	50	112	20	18	241				
<b>7 Kampot</b>																																				
21 Kampot PH	73	101	25	32	231	17	17	0	1	35	4	2	0	2	2	1	0	1	9	10	3	0	34	11	16	4	5	64	89	18	25	232				
22 Kampong Trach RH	23	90	8	5	126	12	17	1	1	31	2	2	0	0	2	0	0	0	7	15	0	0	28	10	13	3	2	14	77	6	4	129				



Provinces/Cities Pre-ART Services	Number of Pre-ART Patients at the End of Preceding Quarter					New Patients ( first Pre-ART Care Visit) during Quarter 3-2011					Patients who Left Pre-ART Care during Quarter 3-2011										Active Patients on Pre-ART at the end of Quarter 3-2011													
	> 14		0 - 14			Total	> 14		0 - 14			Total	Lost				Died				Start ART				Total	Eligible for ART				Not Eligible for ART				Total
	M	F	B	G	M		F	B	G	M	F		B	G	M	F	B	G	M	F	B	G	M	F		B	G	M	F	B	G			
	> 14		0 - 14				> 14				0 - 14				> 14				0 - 14				> 14			0 - 14		> 14		0 - 14				
48 Stung Treng PH	20	22	2	3	47	8	5	2	0	15	0	0	1	0	1	0	0	0	9	9	0	0	20	3	4	0	0	15	14	3	3	42		
17 Svay Rieng																																		
49 Svay Rieng Hospital	39	113	7	12	171	11	18	0	3	32	3	3	0	0	4	4	0	0	8	9	0	1	32	10	19	0	0	25	96	7	14	171		
50 Romeas Hek RH	9	12	5	3	29	4	1	0	0	5	0	0	0	0	1	1	0	0	4	0	0	0	6	2	3	0	0	6	9	5	3	28		
18 Takeo																																		
51 Takeo Hospital	55	78	25	35	193	14	16	1	2	33	3	5	1	0	0	0	0	0	20	15	1	4	49	3	9	3	3	43	65	21	30	177		
52 Ang Roka RH	16	33	9	5	63	6	2	1	2	11	1	0	0	0	0	2	0	0	4	3	0	0	10	3	8	2	1	14	22	8	6	64		
53 Kirivong RH	25	27	8	8	68	6	6	0	0	12	2	1	0	0	0	0	0	0	7	7	0	0	17	5	5	0	0	17	20	8	8	63		
19 Oddor Meanchey																																		
54 Samrong PH	13	28	2	3	46	8	9	0	2	19	2	3	0	0	0	0	0	0	3	9	0	0	17	0	3	0	0	16	22	2	5	48		
20 Pailin																																		
55 Pailin PH	30	27	2	7	66	4	5	0	0	9	0	0	0	0	0	1	0	0	7	4	0	0	12	1	3	0	1	26	24	2	6	63		
21 Preah Vihear																																		
56 16 Makara PH	6	14	0	0	20	3	7	0	0	10	0	3	0	0	0	0	0	0	6	5	0	0	14	0	0	0	0	3	13	0	0	16		
<b>TOTAL</b>	2,514	4,273	773	852	8,412	682	838	63	68	1,651	147	189	14	8	40	35	4	3	559	718	62	55	1,834	389	579	101	110	2,061	3,590	655	744	8,229		

\* The number of patients reported in these sites might be shown differently from previous quarterly report due to the late data entry to the database and/or transition to the new database system.

Phnom Penh, 14 December 2011

Phnom Penh, 14 December 2011

Phnom Penh, 14 December 2011

Phnom Penh, 14 December 2011

Seen and Approved  
Director of NCHADS

Checked by  
Chief of AIDS Care Unit

Checked by  
Vice chief of Data Management Unit

Prepared by  
Data Management Officer



Dr. Mean Chhi Vun

Dr. Samreth Sovannarith

Mr. Mam Sovatha

Mr. Phath Veasna







Provinces/Cities Pre-ART Services	New Patients ( first Pre-ART Care Visit) during Quarter 3-2011															Active patients on Pre-ART during this quarter									
	0 - 14			> 14												TB				Pregnancy					
	Male	Female	Total	Male						Female						PP (at lease 3)	Diagnosed TB (BK+, -/EP)	Started TB treatment	Started INH (IPT)	TB-HIV patients on Pre-ART started Cotrimoxazole	Women on Pre-ART got pregnant	Pregmant Women started ARV Prophylaxis	Spontaneous abortion	Induced abortion	
				TB						TB															
				TBS (+)	TBS (-)	IPT Started	Diagnosed (BK+, -/EP)	TB Tx Started	Total	TBS (+)	TBS (-)	IPT Started	Diagnosed (BK+, -/EP)	TB Tx Started	Pregnance										
45	Sothnikum RH	0	0	5	1	4	0	1	1	12	0	12	0	0	0	1	3	0	0	15	0	7	7	0	0
46	Kralanh RH	0	0	1	1	0	0	0	0	2	2	0	0	1	1	1	0	3	3	1	0	1	1	0	0
15	Sihanouk Ville																								
47	Sihanouk PH	1	0	19	4	15	0	0	0	33	9	24	0	2	2	0	0	8	8	8	8	0	1	1	0
16	Stung Treng																								
48	Stung Treng PH	2	0	8	3	5	0	3	3	5	2	3	0	2	2	0	0	5	5	0	0	0	0	0	0
17	Svay Rieng																								
49	Svay Rieng Hospital	0	3	11	5	6	8	3	0	18	10	8	13	3	0	0	0	7	7	21	7	3	1	0	0
50	Romeas Hek RH	0	0	4	2	1	0	2	2	1	0	0	0	0	0	0	0	3	3	0	9	0	0	0	0
18	Takeo																								
51	Takeo Hospital	1	2	14	0	14	6	0	0	16	0	13	13	0	0	6	0	0	0	47	0	9	0	1	0
52	Ang Roka RH	1	2	6	0	6	6	0	0	2	0	2	2	0	0	0	0	0	0	9	0	0	0	0	0
53	Kirivong RH	0	0	6	1	5	4	0	0	6	3	3	2	0	0	1	0	0	0	10	0	2	2	0	0
19	Oddor Meanchey																								
54	Samrong PH	0	2	8	2	6	0	2	0	9	1	8	0	1	0	0	0	3	3	0	0	0	0	0	0
20	Pailin																								
55	Pailin PH	0	0	4	3	1	1	1	1	5	3	2	1	1	1	1		2	1	5	1	4	2	1	0
21	Preah Vihear																								
56	16 Makara PH	0	0	3	0	2	0	0	0	7	1	1	0	0	0	0	0	0	0	0	0	2	0	1	0
<b>TOTAL</b>		63	68	682	226	355	100	105	87	838	222	490	135	81	67	70	3	147	135	340	184	114	44	5	3

Phnom Penh, 14 December 2011

Phnom Penh, 14 December 2011

Seen and Approved  
Director of NCHADS



Dr. Mean Chhi Vun

Phnom Penh, 14 December 2011

Checked by  
Chief of AIDS Care Unit

Dr. Samreth Sovannarith

Phnom Penh, 14 December 2011

Checked by  
Chief of Data Management Unit

Mr. Mam Sovatha

Prepared by

Data Management Officer

Mr. Phath Veasna