

National Center for HIV/AIDS,
Dermatology and STD

Facility ART report
from All Sites


Total Cities and Provinces		20			
Total ART Sites		50			
ឆ្នាំ (year)	2008	ត្រីមាស(Quarter)	3		
ប្រភេទ (Category)	អាយុ Age	ភេទ (Sex)		សរុប Total	
		ប្រុស Male	ស្រី Female		
ចំនួនអ្នកជំងឺដែលសកម្ម ទទួលបានការព្យាបាលដោយ ART នៅចុងត្រីមាសមុន Number of Active Patients on ART at the end of Preceding quarter	>14	12,829	13,694	26,523	
	0-14	1,482	1,322	2,804	
ចំនួនអ្នកជំងឺថ្មីចាប់ផ្តើមព្យាបាលដោយ ART នៅក្នុងមន្ទីរពេទ្យបង្អែក/ គ្លីនិក នៅក្នុងត្រីមាស Number of New Patients started in ART Care at this facility during this quarter	>14	798	935	1,733	
	0-14	92	72	164	
	សរុប Total	890	1,007	1,897	
ចំនួនអ្នកជំងឺដែលបានបញ្ជូនចូល នៅក្នុងរយៈពេលត្រីមាស (Number of Patients transferred in during this quarter)	>14	382	362	744	
	0-14	18	9	27	
	សរុប Total	400	371	771	
ចំនួនអ្នកជំងឺដែលចាកចេញពីការ ព្យាបាលដោយ ART ក្នុងត្រីមាស (Number of Patients Who Left ART Care during this quarter)	បញ្ជូនចេញ (Transferred Out)	>14	411	392	803
		0-14	25	20	45
	លះបង់ការព្យាបាល (Lost)	>14	84	113	197
		0-14	3	7	10
	ស្លាប់ (Died)	>14	75	74	149
		0-14	5	4	9
សរុប Total		603	610	1213	
ចំនួនអ្នកជំងឺដែលសកម្ម ទទួលបានការព្យាបាលដោយ ART រហូតដល់ចុងត្រីមាស (Number of Active Patients at end of quarter)	>14	13,439	14,412	27,851	
	0-14	1,559	1,372	2,931	
	សរុប Total	14,998	15,784	30,782	

Phnom Penh, 23 August 2008

Phnom Penh, 23 August 2008

Seen and Approved
Director of NCHADS

Chief of Data Management Unit



Dr. Mean Chhi Yun



Mr. Mam Sovatha

Provinces and Cities ART Services	Number of Patients at the end of Preceding Quarter					Quarter 3-2008																				Active Patients until Quarter 3-2008											
						New ART in Quarter 3-2008					Patients transferred In					Patients transferred Out					Lost										Died						
	Adult		Children		Total	Adult		Children		Total	Adult		Children		Total	Adult		Children		Total	Adult		Children		Total	Adult		Children		Total							
	M	W	B	G		M	W	B	G		M	W	B	G		M	W	B	G		M	W	B	G		M	W	B	G		M	W	B	G	M	W	B
9 Koh Kong																																					
21	Smach Meanchey RH	189	160	11	9	369	9	10	1	2	22	1	1	0	0	2	3	5	1	0	9	0	0	0	0	0	0	1	1	0	0	2	195	165	11	11	382
22	Sre Ambil RH	32	53	0	0	85	4	7	0	0	11	1	7	0	0	8	0	0	0	0	0	0	0	0	0	0	0	0	0	0	0	0	37	67	0	0	104
10 Kratie																																					
23	Kratie RH	64	70	0	0	134	9	15	0	0	24	12	5	0	0	17	0	0	0	0	0	0	0	0	0	0	0	0	0	0	0	0	85	90	0	0	175
11 Phnom Penh																																					
24	KSF Hospital	1746	1571	79	68	3464	31	39	1	0	71	21	17	0	0	38	84	64	0	0	148	8	4	0	0	12	8	7	0	0	15	1,698	1,552	80	68	3,398	
25	Calmette Hospital	462	378	0	0	840	26	25	0	0	51	0	0	0	0	0	0	0	0	0	0	0	1	0	0	1	2	0	0	0	2	486	402	0	0	888	
26	Preah Kossamak	833	870	0	0	1703	68	78	0	0	146	7	8	0	0	15	1	2	0	0	3	2	6	0	0	8	4	7	0	0	11	901	941	0	0	1,842	
27	NPH	0	0	316	302	618	0	0	17	20	37	0	0	3	2	5	0	0	0	2	2	0	0	0	0	0	0	0	1	0	1	0	0	335	322	657	
28	Center of Hope SH *	803	915	0	1	1719	63	87	0	0	150	0	0	0	0	0	4	2	0	0	6	14	23	0	0	37	4	2	0	0	6	844	975	0	1	1,820	
29	Maryknoll	11	9	117	115	252	0	0	0	0	0	0	0	0	0	0	2	0	9	9	20	0	0	0	0	0	0	0	0	0	0	9	9	108	106	232	
30	Preah Ketomealea **	323	195	0	0	518	27	15	0	0	42	2	2	0	0	4	0	0	0	0	0	0	0	0	0	0	2	0	0	0	2	350	212	0	0	562	
31	Social Health Clinic	555	527	27	28	1137	15	8	2	1	26	12	11	1	0	24	5	1	0	2	8	4	5	1	0	10	0	1	0	0	1	573	539	29	27	1,168	
32	Chhouk Sar Clinic	92	208	0	0	300	8	28	0	0	36	0	2	0	0	2	1	2	0	0	3	1	3	0	0	4	0	2	0	0	2	98	231	0	0	329	
33	MAGNA	0	0	14	12	26	0	0	0	0	0	0	0	0	0	0	0	0	0	0	0	0	0	0	0	0	0	0	0	0	0	0	0	14	12	26	
12 Prey Veng																																					
34	Neak Loeung	219	345	37	25	626	15	25	3	0	43	6	1	0	0	7	0	0	0	0	0	0	0	0	0	0	1	0	0	0	1	239	371	40	25	675	
35	Kampong Leav	182	210	8	6	406	16	13	1	0	30	4	3	0	0	7	3	3	0	0	6	3	1	0	0	4	5	1	0	0	6	191	221	9	6	427	
36	Pearaing	9	12	0	0	21	4	1	0	0	5	0	1	0	0	1	0	0	0	0	0	0	0	0	0	0	0	0	0	0	0	13	14	0	0	27	
13 Pursat																																					
37	Sampov Meas	187	263	24	22	496	20	20	1	2	43	2	3	0	0	5	0	0	0	0	0	0	2	0	0	2	5	3	0	1	9	202	283	25	23	533	
14 Siem Reap																																					
38	SRP Hospital	983	1009	0	0	1992	46	57	0	0	103	103	105	0	0	208	124	124	0	0	248	3	8	0	0	11	2	4	0	0	6	1,003	1,035	0	0	2,038	
39	SRP- Komar Angkor	1	3	209	179	392	0	1	7	7	15	0	0	0	1	1	0	0	2	0	2	0	0	0	3	3	0	0	0	0	0	1	4	214	184	403	
40	SRP- Sothnikum	148	159	0	0	307	12	17	0	0	29	1	2	0	0	3	1	2	0	0	3	2	0	0	0	2	1	1	0	0	2	157	175	0	0	332	
41	Kralanh RH	27	25	0	0	52	1	0	0	0	1	1	1	0	0	2	0	0	0	0	0	0	0	0	0	0	0	0	0	0	0	29	26	0	0	55	
15 Sihanouk Ville																																					
42	Sihanouk Ville Hospital	450	474	33	33	990	45	32	3	0	80	10	5	2	1	18	3	7	0	0	10	4	3	0	0	7	4	2	0	0	6	494	499	38	34	1,065	
16 Stung Treng																																					
43	Stung Treng RH	40	37	0	0	77	8	4	0	0	12	0	1	0	0	1	0	0	0	0	0	0	0	0	0	0	0	0	0	0	0	48	42	0	0	90	

Number of Patients receiving ART in Quarter 3-2008

Provinces and Cities ART Services	Number of Patients at the end of Preceding Quarter					Quarter 3-2008																				Active Patients until Quarter 3-2008										
						New ART in Quarter 3-2008					Patients transferred In					Patients transferred Out					Lost										Died					
	Adult		Children			Total	Adult		Children			Total	Adult		Children			Total	Adult		Children			Total	Adult		Children			Total						
	M	W	B	G	M		W	B	G	M	W		B	G	M	W	B		G	M	W	B	G		M	W	B	G	M		W	B	G	M	W	B
1 Banteay Meanchey																																				
1	Serei Sophon HC	294	334	16	15	659	18	21	4	1	44	3	5	1	0	9	3	1	0	0	4	2	4	0	0	6	1	1	0	0	2	309	354	21	16	700
2	Mongkul Borey	220	204	0	0	424	15	18	0	0	33	5	4	0	0	9	0	1	0	0	1	0	4	0	0	4	0	1	0	0	1	240	220	0	0	460
3	Poipet	212	294	0	0	506	23	35	0	0	58	0	0	0	0	0	1	2	0	0	3	2	6	0	0	8	0	1	0	0	1	232	320	0	0	552
2 Battambang																																				
4	BTB- Mong Russey	207	228	13	8	456	9	11	2	5	27	1	2	1	0	4	1	3	1	1	6	1	1	0	2	4	0	1	0	0	1	215	236	15	10	476
5	BTB Hospital	599	719	99	93	1510	50	56	10	5	121	8	5	0	0	13	9	17	1	0	27	5	4	1	1	11	4	4	0	0	8	639	755	107	97	1,598
6	R5 Military Hospital	79	45	0	0	124	9	4	0	0	13	0	0	0	0	0	0	0	0	0	0	1	0	0	0	1	1	1	0	0	2	86	48	0	0	134
7	Thmor Kol	128	128	0	0	256	18	24	0	0	42	3	4	0	0	7	0	1	0	0	1	0	0	0	0	0	2	3	0	0	5	147	152	0	0	299
8	Sampov Loun	9	19	0	0	28	0	0	0	0	0	10	10	0	0	20	1	1	0	0	2	0	0	0	0	0	0	1	0	0	1	18	27	0	0	45
3 Kampong Cham																																				
9	KCM Hospital	684	749	113	105	1651	34	31	12	8	85	4	3	0	0	7	72	45	3	1	121	3	2	0	0	5	0	4	0	0	4	647	732	122	112	1,613
10	Memut RH	58	44	0	0	102	2	6	0	0	8	6	5	0	0	11	1	0	0	0	1	0	1	0	0	1	0	0	0	0	0	65	54	0	0	119
11	Tbaung Khmum RH	162	147	0	0	309	13	12	0	0	25	25	11	0	0	36	2	0	0	0	2	1	3	0	0	4	0	1	0	0	1	197	166	0	0	363
12	Choeung Prey RH	111	115	0	0	226	7	3	0	0	10	14	11	0	0	25	0	2	0	0	2	1	0	0	0	1	2	0	0	0	2	129	127	0	0	256
4 Kampong Chhnang																																				
13	KCN Hospital	117	149	17	14	297	12	11	2	3	28	6	6	0	0	12	10	18	0	0	28	1	1	0	0	2	5	2	0	1	8	119	145	19	16	299
5 Kampong Speu																																				
14	KSP Hospital	149	167	73	51	440	18	24	3	0	45	9	13	6	3	31	3	2	0	1	6	2	1	0	0	3	4	2	1	0	7	167	199	81	53	500
15	Oudong Hospital	0	0	0	0	0	2	6	0	0	8	15	25	0	0	40	3	1	0	0	4	0	0	0	0	0	1	1	0	0	2	13	29	0	0	42
6 Kampong Thom																																				
16	KTM Hospital	185	228	4	8	425	10	19	1	1	31	6	5	1	0	12	0	0	1	1	2	2	0	1	0	3	2	3	1	1	7	197	249	3	7	456
7 Kampot																																				
17	Kampot RH	140	153	13	14	320	10	8	5	0	23	18	19	0	0	37	3	2	0	0	5	0	0	0	0	0	2	2	2	0	6	163	176	16	14	369
18	Kampong Trach RH	248	280	0	0	528	12	23	0	0	35	6	2	0	0	8	0	2	0	0	2	0	1	0	0	1	2	2	0	0	4	264	300	0	0	564
8 Kandal																																				
19	Takhmao RH	694	708	79	82	1563	27	44	6	6	83	30	25	1	1	57	5	14	4	1	24	16	20	0	1	37	3	1	0	1	5	727	742	82	86	1,637
20	Koh Thom RH	69	64	0	0	133	9	4	0	0	13	2	4	0	1	7	2	1	0	0	3	0	0	0	0	0	2	0	0	0	2	76	71	0	1	148


Provinces and Cities ART Services	Number of Patients at the end of Preceding Quarter					Quarter 3-2008																				Active Patients until Quarter 3-2008									
						New ART in Quarter 3-2008					Patients transferred In					Patients transferred Out					Lost										Died				
	Adult		Children			Total	Adult		Children			Total	Adult		Children			Total	Adult		Children			Total	Adult		Children			Total					
	M	W	B	G	M		W	B	G	M	W		B	G	M	W	B		G	M	W	B	G		M	W	B	G	M		W	B	G	M	W
17 Svay Rieng																																			
44 Svay Rieng Hospital	220	330	43	26	619	17	20	1	2	40	4	5	1	0	10	0	2	0	0	2	3	1	0	0	4	1	4	0	0	5	237	348	45	28	658
45 Romeas Hek Hospital	26	35	6	2	69	3	7	1	0	11	2	1	0	0	3	1	0	0	0	1	0	0	0	0	0	0	1	0	0	1	30	42	7	2	81
18 Takeo																																			
46 Takeo Hospital	614	775	131	104	1624	28	34	8	8	78	2	1	1	0	4	59	65	3	2	129	1	9	0	0	10	2	5	0	0	7	582	731	137	110	1,560
47 Ang Roka RH	55	72	0	0	127	5	7	0	0	12	6	6	0	0	12	0	0	0	0	0	0	0	0	0	0	0	1	0	0	1	66	84	0	0	150
48 Kirivong RH	100	109	0	0	209	5	11	1	1	18	10	13	0	0	23	2	0	0	0	2	0	1	0	0	1	2	0	0	0	2	111	132	1	1	245
19 Oddor Meanchey																																			
49 Samrong RH	51	60	0	0	111	2	2	0	0	4	1	1	0	0	2	0	0	0	0	0	0	0	0	0	0	0	0	0	0	0	54	63	0	0	117
20 Pailin																																			
50 RH Pailin	42	45	0	0	87	13	12	0	0	25	3	1	0	0	4	2	0	0	0	2	0	0	0	0	0	0	1	0	0	1	56	57	0	0	113
TOTAL	12,829	13,694	1,482	1,322	29,327	798	935	92	72	1,897	382	362	18	9	771	411	392	25	20	848	84	113	3	7	207	75	74	5	4	158	13,439	14,412	1,559	1,372	30,782

* The number of patients reported in these sites might be shown differently from previous quarterly report due to the late data entry to the database and/or transition to the new database system.

** Preah Ketomealea report show till 05 September 2008.

Phnom Penh 23 October 2008

Seen and Approved
Director of NCHADS



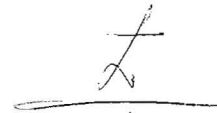
Dr. Mean Chhi Vun

Phnom Penh 23 October 2008
Chief of Data Management Unit



Mr. Mam Sovatha

Phnom Penh 23 October 2008
Check By AIDS Care Unit



Dr. Kaeun Chetra

Phnom Penh 23 October 2008
Prepare by



Mr. Chea Chamnan