


National Center for HIV/AIDS,
Dermatology and STD

Facility ART report
from All Sites

Total Cities and Provinces		20			
Total ART Sites		49			
ឆ្នាំ (year)	2007	ត្រីមាស(Quarter)		4	
ប្រភេទ (Category)	អាយុ Age	ភេទ (Sex)		សរុប Total	
		ប្រុស Male	ស្រី Female		
ចំនួនអ្នកជំងឺដែលសកម្ម ទទួលបានការព្យាបាលដោយ ART នៅចុងត្រីមាសមុន Number of Active Patients on ART at the end of Preceding quarter	>14	11,297	11,705	23,002	
	0-14	1,253	1,118	2,371	
ចំនួនអ្នកជំងឺថ្មីចាប់ផ្តើមព្យាបាលដោយ ART នៅក្នុងមន្ទីរពេទ្យបង្អែក/ គ្លីនិក នៅក្នុងត្រីមាស Number of New Patients started in ART Care at this facility during this quarter	>14	688	806	1,494	
	0-14	104	87	191	
	សរុប Total	792	893	1,685	
ចំនួនអ្នកជំងឺដែលបានបញ្ជូនចូល នៅក្នុងរយៈពេលត្រីមាស (Number of Patients transferred in during this quarter)	>14	201	181	382	
	0-14	17	14	31	
	សរុប Total	218	195	413	
ចំនួនអ្នកជំងឺដែលចាកចេញពីការ ព្យាបាលដោយ ART ក្នុងត្រីមាស (Number of Patients Who Left ART Care during this quarter)	បញ្ជូនចេញ (Transferred Out)	>14	206	174	380
		0-14	21	8	29
	លះបង់ការព្យាបាល (Lost)	>14	86	80	166
		0-14	2	8	10
	ស្លាប់ (Died)	>14	118	91	209
		0-14	9	4	13
សរុប Total		442	365	807	
ចំនួនអ្នកជំងឺដែលសកម្ម ទទួលព្យាបាលដោយ ART រហូតដល់ចុងត្រីមាស (Number of Active Patients at end of quarter)	>14	11,776	12,347	24,123	
	0-14	1,342	1,199	2,541	
	សរុប Total	13,118	13,546	26,664	

Phnom Penh, ០៨ February 2008

Seen and Approved
Director of NCHADS



Dr. Mean Chhi Vun

Phnom Penh, ០៨ February 2008

Chief of Data Management Unit



Mr. Mam Sovatha

Number of Patients receiving ART in Quarter 4-2007

Provinces and Cities ART Services	Number of Patients at the end of Preceding Quarter					Quarter 4-2007																			Active Patients until Quarter 4-2007											
						New ART in Quarter 4-2007					Patients transferred In					Patients transferred Out					Lost									Died						
	Adult		Children			Total	Adult		Children			Total	Adult		Children			Total	Adult		Children		Total	Adult		Children			Total							
	M	W	B	G	M		W	B	G	M	W		B	G	M	W	B		G	M	W	B		G	M	W	B	G								
<i>Banteay Meanchey</i>																																				
1	Serei Sopon HC	260	308	9	11	588	26	22	3	1	52	5	1	0	0	6	3	5	2	0	10	5	2	0	0	7	1	1	0	0	2	282	323	10	12	627
2	Mongkul Borey	195	173	0	0	368	11	14	0	0	25	2	3	0	0	5	0	1	0	0	1	3	3	0	0	6	1	5	0	0	6	204	181	0	0	385
3	Poipet	146	229	0	0	375	16	17	0	0	33	0	0	0	0	0	2	4	0	0	6	4	8	0	0	12	2	2	0	0	4	154	232	0	0	386
<i>Battambang</i>																																				
4	BTB- Mong Russey	188	207	11	5	411	10	4	0	0	14	1	1	0	0	2	3	3	0	0	6	0	0	0	0	0	1	1	0	0	2	195	208	11	5	419
5	BTB Hospital	540	628	66	60	1294	48	52	12	10	122	8	2	2	3	15	5	4	0	1	10	3	7	0	0	10	9	4	1	0	14	579	667	79	72	1,397
6	R5 Military Hospital	68	40	0	0	108	3	5	0	0	8	0	0	0	0	0	0	0	0	0	0	0	0	0	0	0	2	0	0	0	2	69	45	0	0	114
7	Thmor Kol	81	95	0	0	176	31	13	0	0	44	6	4	0	0	10	1	0	0	0	1	2	0	0	0	2	1	3	0	0	4	114	109	0	0	223
8	Sampov Loun *	0	0	0	0	0	0	0	0	0	0	0	0	0	0	0	0	0	0	0	0	0	0	0	0	0	0	0	0	0	0	0	0	0	0	0
<i>Kampong Cham</i>																																				
9	KCM Hospital	762	777	97	91	1727	31	47	10	6	94	3	2	0	1	6	82	56	1	1	140	7	6	1	0	14	5	6	1	0	12	702	758	104	97	1,661
10	Memut RH	50	27	0	0	77	6	6	0	0	12	4	4	0	0	8	1	0	0	0	1	0	0	0	0	0	0	1	0	0	1	59	36	0	0	95
11	Tbaung Khmum RH	81	84	0	0	165	10	12	0	0	22	30	16	0	0	46	1	0	0	0	1	1	1	0	0	2	0	0	0	0	0	119	111	0	0	230
12	Choeung Prey RH	55	70	0	0	125	8	4	0	0	12	13	15	0	0	28	0	0	0	0	0	0	0	0	0	0	1	0	0	0	1	75	89	0	0	164
<i>Kampong Chhnang</i>																																				
13	KCN Hospital	88	115	12	10	225	11	17	4	1	33	4	2	0	0	6	7	6	0	0	13	0	0	0	1	1	1	1	1	0	3	95	127	15	10	247
<i>Kampong Speu</i>																																				
14	KSP Hospital	111	117	49	35	312	16	24	2	1	43	1	2	6	3	12	2	2	0	0	4	1	1	0	0	2	2	1	1	0	4	123	139	56	39	357
<i>Kampong Thom</i>																																				
15	KTM Hospital	123	153	3	4	283	17	21	3	6	47	9	13	1	0	23	0	0	0	0	0	2	1	0	1	4	2	1	0	0	3	145	185	7	9	346
<i>Kampot</i>																																				
16	Kampot RH	100	113	2	2	217	15	16	0	0	31	3	8	5	2	18	2	4	0	0	6	1	0	0	0	1	2	4	0	0	6	113	129	7	4	253
17	Kampong Trach RH	216	241	0	0	457	11	25	0	0	36	1	1	0	0	2	2	5	0	0	7	0	0	0	0	0	1	2	0	0	3	225	260	0	0	485
<i>Kandal</i>																																				
18	Takhmao RH	640	629	67	74	1410	31	46	12	5	94	0	1	1	1	3	8	2	0	0	10	4	0	1	1	6	26	20	1	0	47	633	654	78	79	1,444
19	Koh Thom RH	54	50	0	0	104	6	5	0	0	11	0	1	0	0	1	0	0	0	0	0	0	0	0	0	0	1	0	0	0	1	59	56	0	0	115
<i>Koh Kong</i>																																				
20	Smach Meanchey RH	167	134	10	10	321	14	8	0	0	22	1	1	0	0	2	3	2	1	1	7	1	3	0	0	4	1	0	0	0	1	177	138	9	9	333

Provinces and Cities ART Services	Number of Patients at the end of Preceding Quarter					Quarter 4-2007																				Active Patients until Quarter 4-2007																		
						New ART in Quarter 4-2007					Patients transferred In					Patients transferred Out					Lost										Died													
	Adult		Children		Total	Adult		Children		Total	Adult		Children		Total	Adult		Children		Total	Adult		Children		Total	Adult		Children		Total														
	M	W	B	G		M	W	B	G		M	W	B	G		M	W	B	G		M	W	B	G		M	W	B	G		M	W	B	G	M	W	B	G						
21 Sre Ambil RH	4	9	0	0	13	5	6	0	0	11	7	9	0	0	16	0	0	0	0	0	0	0	0	0	0	0	0	0	0	0	0	0	0	0	0	2	0	0	2	16	22	0	0	38
10 Kratie																																												
22 Kratie RH	26	30	0	0	56	3	3	0	0	6	21	15	0	0	36	1	0	0	0	1	1	0	0	0	1	3	0	0	0	3	45	48	0	0	93									
11 Phnom Penh																																												
23 KSF Hospital *	1633	1441	70	59	3203	41	53	3	5	102	16	11	1	2	30	1	3	0	0	4	4	4	0	0	8	11	7	0	0	18	1,674	1,491	74	66	3,305									
24 Calmette Hospital	419	333	0	0	752	14	24	0	0	38	0	0	0	0	0	1	1	0	0	2	3	1	0	0	4	2	3	0	0	5	427	352	0	0	779									
25 Preah Kossamak	725	723	0	0	1448	31	49	0	0	80	2	6	0	0	8	1	3	0	0	4	4	3	0	0	7	1	4	0	0	5	752	768	0	0	1,520									
26 NPH	0	0	255	249	504	0	0	17	18	35	0	0	0	2	2	0	0	0	1	1	0	0	0	1	1	0	0	0	0	0	0	0	0	0	272	267	539							
27 Center of Hope SH *	695	757	0	1	1453	39	41	0	0	80	0	0	0	0	0	0	0	0	0	0	6	17	0	0	23	6	1	0	0	7	722	780	0	1	1,503									
28 Maryknoll	15	15	135	120	285	0	0	0	0	0	0	0	0	0	0	5	0	9	1	15	0	0	0	0	0	0	0	0	0	0	10	15	126	119	270									
29 Preah Ketomealea	249	158	0	0	407	12	20	0	0	32	4	1	0	0	5	1	1	0	0	2	0	0	0	0	0	2	1	0	0	3	262	177	0	0	439									
30 Social Health Clinic *	474	451	21	21	967	43	35	7	4	89	0	0	0	0	0	2	2	0	0	4	9	10	0	0	19	4	1	0	0	5	502	473	28	25	1,028									
31 Chhouk Sar Clinic	75	177	0	0	252	11	14	0	0	25	0	0	0	0	0	0	0	0	0	0	0	1	0	0	1	3	1	0	0	4	83	189	0	0	272									
32 MAGNA	0	0	14	12	26	0	0	0	0	0	0	0	0	0	0	0	0	0	0	0	0	0	0	0	0	0	0	0	0	0	0	0	14	12	26									
12 Prey Veng																																												
33 Neak Loeung	184	279	27	22	512	10	14	4	3	31	2	0	0	0	2	0	1	0	0	1	1	0	0	0	1	1	0	0	1	2	194	292	31	24	541									
34 Kampong Leav	166	185	9	6	366	13	16	0	0	29	1	6	0	0	7	3	5	1	0	9	1	0	0	0	1	3	0	1	0	4	173	202	7	6	388									
35 Kampong Leav	0	0	0	0	0	0	0	0	0	0	0	0	0	0	0	0	0	0	0	0	0	0	0	0	0	0	0	0	0	0	0	0	0	0	0	0								
13 Pursat																																												
35 Sampov Meas	170	210	15	13	408	12	16	3	2	33	2	0	0	0	2	0	0	0	0	0	0	0	0	0	0	4	6	0	0	10	180	220	18	15	433									
14 Siem Reap																																												
36 SRP Hospital	927	919	0	0	1846	42	42	0	0	84	31	32	0	0	63	43	40	0	0	83	9	2	0	0	11	5	4	0	0	9	943	947	0	0	1,890									
37 SRP- Komar Angkor *	0	1	182	153	336	0	0	13	19	32	0	0	1	0	1	0	0	2	2	4	0	0	0	1	1	0	0	1	2	3	0	1	193	167	361									
38 SRP- Sothnikum	140	135	0	0	275	2	3	0	0	5	0	0	0	0	0	0	2	0	0	2	2	1	0	0	3	1	0	0	0	1	139	135	0	0	274									
39 Kralanh RH	19	12	0	0	31	3	4	0	0	7	3	0	0	0	3	0	0	0	0	0	0	0	0	0	0	0	1	0	0	1	25	15	0	0	40									
15 Sihanouk Ville																																												
40 Sihanouk Ville Hospital	417	433	29	31	910	19	27	2	0	48	3	2	0	0	5	7	15	0	0	22	1	6	0	0	7	1	2	0	0	3	430	439	31	31	931									

Provinces and Cities ART Services	Number of Patients at the end of Preceding Quarter				Quarter 4-2007																				Active Patients until Quarter 4-2007																																																																																																																																									
					New ART in Quarter 4-2007					Patients transferred In				Patients transferred Out				Lost				Died																																																																																																																																												
	Adult		Children		Total	Adult		Children		Total	Adult		Children		Total	Adult		Children		Total	Adult		Children		Total																																																																																																																																									
	M	W	B	G		M	W	B	G		M	W	B	G		M	W	B	G		M	W	B	G		M	W	B	G																																																																																																																																					
16 Stung Treng																																																																																																																																																																		
41	Stung Treng RH	17	12	0	0	29	11	7	0	0	18	0	0	0	0	0	0	0	0	0	0	0	0	0	0	0	0	0	28	19	0	0	47																																																																																																																																	
17 Svay Rieng																																																																																																																																																																		
42	Svay Rieng Hospital	205	286	47	27	565	12	19	2	1	34	1	3	0	0	4	3	1	0	0	4	2	1	0	0	3	4	0	1	0	5	209	306	48	28	591																																																																																																																														
43	Romeas Hek Hospital	13	19	1	0	33	6	7	0	0	13	1	1	0	0	2	0	0	0	0	0	0	0	0	0	0	2	0	0	0	2	18	27	1	0	46																																																																																																																														
18 Takeo																																																																																																																																																																		
44	Takeo Hospital	617	725	122	102	1566	22	23	7	5	57	1	4	0	0	5	11	3	5	1	20	7	1	0	3	11	1	0	1	1	3	621	748	123	102	1,594																																																																																																																														
45	Ang Roka RH	44	54	0	0	98	4	5	0	0	9	1	2	0	0	3	1	2	0	0	3	0	0	0	0	0	1	0	0	0	1	47	59	0	0	106																																																																																																																														
46	Kirivong RH	89	83	0	0	172	5	12	0	0	17	2	6	0	0	8	3	1	0	0	4	2	1	0	0	3	2	0	0	0	2	89	99	0	0	188																																																																																																																														
19 Oddor Meanchey																																																																																																																																																																		
47	Samrong RH	33	42	0	0	75	6	4	0	0	10	3	0	0	0	3	0	0	0	0	0	0	0	0	0	0	2	3	0	0	5	40	43	0	0	83																																																																																																																														
20 Pailin																																																																																																																																																																		
48	RH Pailin	16	26	0	0	42	1	4	0	0	5	9	6	0	0	15	1	0	0	0	1	0	0	0	0	0	0	3	0	0	3	25	33	0	0	58																																																																																																																														
TOTAL																																																																																																																																																																		
<table border="1"> <thead> <tr> <th rowspan="4">TOTAL</th> <th colspan="4" rowspan="2">Number of Patients at the end of Preceding Quarter</th> <th colspan="20">Quarter 4-2007</th> <th colspan="5" rowspan="2">Active Patients until Quarter 4-2007</th> </tr> <tr> <th colspan="5">New ART in Quarter 4-2007</th> <th colspan="4">Patients transferred In</th> <th colspan="4">Patients transferred Out</th> <th colspan="4">Lost</th> <th colspan="4">Died</th> </tr> <tr> <th colspan="2">Adult</th> <th colspan="2">Children</th> <th rowspan="2">Total</th> <th colspan="2">Adult</th> <th colspan="2">Children</th> <th rowspan="2">Total</th> <th colspan="2">Adult</th> <th colspan="2">Children</th> <th rowspan="2">Total</th> <th colspan="2">Adult</th> <th colspan="2">Children</th> <th rowspan="2">Total</th> <th colspan="2">Adult</th> <th colspan="2">Children</th> <th rowspan="2">Total</th> </tr> <tr> <th>M</th><th>W</th><th>B</th><th>G</th><th>M</th><th>W</th><th>B</th><th>G</th><th>M</th><th>W</th><th>B</th><th>G</th><th>M</th><th>W</th><th>B</th><th>G</th><th>M</th><th>W</th><th>B</th><th>G</th><th>M</th><th>W</th><th>B</th><th>G</th></tr> </thead> <tbody> <tr> <td>11,297</td><td>11,705</td><td>1,253</td><td>1,118</td><td>25,373</td> <td>688</td><td>806</td><td>104</td><td>87</td><td>1,685</td> <td>201</td><td>181</td><td>17</td><td>14</td><td>413</td> <td>206</td><td>174</td><td>21</td><td>8</td><td>409</td> <td>86</td><td>80</td><td>2</td><td>8</td><td>176</td> <td>118</td><td>91</td><td>9</td><td>4</td><td>222</td> <td>11,776</td><td>12,347</td><td>1,342</td><td>1,199</td><td>26,664</td> </tr> </tbody> </table>																												TOTAL	Number of Patients at the end of Preceding Quarter				Quarter 4-2007																				Active Patients until Quarter 4-2007					New ART in Quarter 4-2007					Patients transferred In				Patients transferred Out				Lost				Died				Adult		Children		Total	Adult		Children		Total	Adult		Children		Total	Adult		Children		Total	Adult		Children		Total	M	W	B	G	M	W	B	G	M	W	B	G	M	W	B	G	M	W	B	G	M	W	B	G	11,297	11,705	1,253	1,118	25,373	688	806	104	87	1,685	201	181	17	14	413	206	174	21	8	409	86	80	2	8	176	118	91	9	4	222	11,776	12,347	1,342	1,199	26,664
TOTAL	Number of Patients at the end of Preceding Quarter				Quarter 4-2007																				Active Patients until Quarter 4-2007																																																																																																																																									
					New ART in Quarter 4-2007					Patients transferred In				Patients transferred Out				Lost				Died																																																																																																																																												
	Adult		Children		Total	Adult		Children		Total	Adult		Children		Total	Adult		Children		Total	Adult		Children		Total																																																																																																																																									
	M	W	B	G		M	W	B	G		M	W	B	G		M	W	B	G		M	W	B	G		M	W	B	G																																																																																																																																					
11,297	11,705	1,253	1,118	25,373	688	806	104	87	1,685	201	181	17	14	413	206	174	21	8	409	86	80	2	8	176	118	91	9	4	222	11,776	12,347	1,342	1,199	26,664																																																																																																																																


* The number of patients reported in these sites might be shown differently from previous quarterly report due to the late data entry to the database and/or transition to the new database system.

Phnom Penh 08 February 2008
 Seen and Approved
 Director of NCHADS



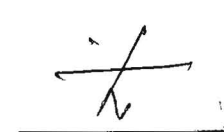
Dr. Mean Chhi Vun

Phnom Penh 08 February 2008
 Chief of Data Management Unit




Mr. Mam Sovatha

Phnom Penh 08 February 2008
 Check By AIDS Care Unit



Dr. Kaoeun Chetra

Phnom Penh 08 February 2008
 Prepare by



Mr. Chea Chamnan