

National Center of HIV/AIDS, Dermatology and STD STI report from all Family Health Clinics Quarter1 2022



		Month 1	Month 2	Month 3
2Total number of visits for male patients	Total Male	1737	1647	1816
	Total MSM	291	276	341
Total number of visits for low risk female patients		6941	6330	7008
Total number of first visits for non-brothel entertainment workers (NBEW)		705	635	643
Total number of follow up visits for non-brothel entertainment workers (NBEW)		116	77	95
Total number of NBEW transferred by EW Network		3	6	8

Patients referred to other services

	Month 1	Month 2	Month 3
Total number of patients referred to VCCT	39	67	75
Total number of patients referred to OI/ART services (PLHA)	3	3	3
Total number of patients referred to ANC services	3	7	8
Total number of patients referred to Family Planning (FP) services	9	6	5

Patients referred from other services

	Month 1	Month 2	Month 3
Total number of patients referred from VCCT	49	108	128
Total number of patients referred from OI/ART services	38	33	26
Total number of patients referred from ANC services	34	44	45
Total number of patients referred from Family Planning services	8	7	6

* -Family Health Clinic =32 clinics
 -Non Government: RHAC=14 clinics, MEC=1clinic,

NOTE

EWs: Entertainment Workers: Karaoke, Massage parlors, beer garden, beer promotion, freelance sex workers ...

MSM: Men who have sex with men

VCCT: Voluntary Confidential Counseling and Testing

ANC: Antenatal Care

FP: Family

Men (new cases)									
		Age group						Total	
		<15		15-49		≥ 50			
Syndrome	Men	MSM	Men	MSM	Men	MSM	Men	MSM	
Urethral discharge	5	0	2015	271	145	0	2165	271	
Anal discharge	0	0	13	19	0	0	13	19	
Ano-Genital Ulcers	1	7	632	126	42	2	675	135	
Ano-Genital warts	1	0	229	44	12	0	242	44	
Scrotum swelling	1	0	9	7	0	0	10	7	
Inguinal bubo (LGV)	0	0	24	15	2	0	26	15	
Total new cases men	8	7	2922	482	201	2	3131	491	

Low risk women (new cases)					
		Age group			Total
		<15	15-49	≥ 50	
Syndrome					
Vaginal discharge					
<i>Vaginitis</i>		116	10391	588	11095
<i>cervicitis</i>		11	1029	83	1123
<i>Vaginitis + cervicitis</i>		7	2607	122	2736
Pelvic Inflammatory Disease (PID)		1	111	2	114
Ano-Genital ulcers		0	586	37	623
Ano-Genital warts		0	7	0	7
subtotal		135	14731	832	15698

Entertainments Worker(EWs)					
		Age group			Total
		<15	15-49	≥ 50	
First visit	Vaginal discharge				
	<i>Vaginitis</i>	2	343	1	346
	<i>cervicitis</i>	2	155	0	157
	<i>Vaginitis + cervicitis</i>	2	378	1	381
	Pelvic Inflammatory Disease (PID)	0	1	0	1
	Ano-Genital ulcers	0	24	0	24
	Ano-Genital warts	0	24	0	24
	Syphilis (based on RPR +)	0	154	1	155
	Subtotal new cases first visit	6	1079	3	1088
Follow up visit	Vaginal discharge				
	<i>Vaginitis</i>	1	133	1	135
	<i>cervicitis</i>	1	58	1	60
	<i>Vaginitis + cervicitis</i>	1	92	0	93
	Pelvic Inflammatory Disease (PID)	0	2	0	2
	Ano-Genital ulcers	0	15	0	15
	Ano-Genital warts	0	12	0	12
	Subtotal new cases FU	3	312	2	317

EWs : Entertainment Workers: Karaoke, Massage parlors, beer garden, beer promotion, freelance sex workers,

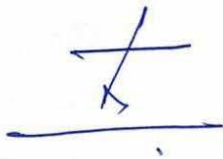
		By age group			TOTAL
		<15	15-49	>50	
Syphilis screening test for pregnant women					
Number of pregnant women who were tested by RPR qualitative		0	110	0	110
	Number of RPR test (+)	0	110	0	110
Number of pregnant with RPR (+) who were treated for syphilis		0	111	0	111
Number of pregnant women with syphilis infection who were tested by RPR quantitative (titre)		0	91	0	91
	Number of pregnant women who were tested by RPR – titre - baseline	0	34	0	34
	Number of pregnant women who were tested by RPR – titre – follow-up	0	17	0	17
Number of partner(s) of pregnant women who were treated for syphilis		0	94	0	94

Phnom Penh, 16 May 2022
 Seen and Approved
 Director of NCHADS




Dr. Ouk Vichea

Phnom Penh, 16 May 2022
 Chief of DMU Unit



Dr. Kaoeun Chetra

Phnom Penh, 16 May 2022
 Checked by STI-RTI Unit



Dr. Lon Say Heng

EWs : Entertainment Workers: Karaoke, Massage parlors, beer garden, beer promotion, freelance sex workers,

DSs : Direct Sex Workers (brothel based)

National Center of HIV/AIDS, Dermatology and STD STI report from Health Centers

(BASED ON SYNDROMIC APPROACH)

Quarter1 2022



		Month 1	Month 2	Month 3
Total number of visits for male patients		122	138	143
Total number of visits for female patients		1315	1340	1449
Total number of visits for partners who were notified and treated.	Male	86	81	78
	Female	412	404	427

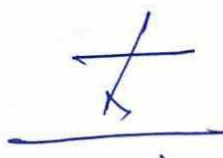
		Age group			Total
Syndrome	<15	15-49	≥ 50		
Men (new cases)					
Urethral discharge	11	264	28	303	
Genital Ulcer	1	59	3	63	
Genital warts	0	1	0	1	
Total of new cases (men)	12	324	31	367	


Women (new cases)					
Vaginal discharge					
<i>Vaginitis</i>	20	1905	166	2091	
<i>Vaginitis + cervicitis</i>	50	1128	108	1286	
Pelvic Inflammatory Disease (PID)	4	73	17	94	
Genital ulcer	0	4	5	9	
Genital warts	0	0	0	0	
Total of new cases (women)	74	3110	296	3480	

	Month 1	Month 2	Month 3
Total number of STI/RTI patients referred to VCCT	44	38	52
Total number of STI/RTI patients referred to ANC services	4	5	4
Total number of STI/RTI patients referred to Family Planning (FP) services	3	0	7

Phnom Penh, 16 May 2022
 Seen and Approved
 Director of NCHADS

 Dr. Ouk Vichea

Phnom Penh, 16 May 2022
 Chief of DMU Unit

 Dr. Kaoeun Chetra

Phnom Penh, 16 May 2022
 Checked by STI-RTI Unit

 Dr. Lon Say Heng

NOTE: OD: Operational District STI: Sexually Transmitted Infections RTI: Reproductive Tract Infections
 VCCT: Voluntary Confidential Counseling and Testing ANC: Antenatal care FP: Family Planning

National Center of HIV/AIDS, Dermatology and STD
Report STI/RTI total of Laboratory
Quarter1 2022

XXXXXXXXXXXXXXXXXXXX

Endocervical smear	<i>Total number</i>	<i>WBC < 10</i>	<i>WBC 10-25</i>	<i>WBC > 25</i>	
	20	10	1	10	
		<i>GNID** (-)</i>	<i>GNID** (+)</i>	<i>If performed by Gram Stain</i>	
	1	0			
Urethral smear	<i>Total number</i>	<i>WBC < 5</i>	<i>WBC ≥ 5</i>		
	45	0	0		
		<i>ICD* (-)</i>	<i>ICD* (+)</i>	<i>If performed by Methylene Blue</i>	
		0	0		
		<i>GNID** (-)</i>	<i>GNID** (+)</i>	<i>If performed by Gram Stain</i>	
	0	45			
Anal smear	<i>Total number</i>	<i>WBC < 5</i>	<i>WBC ≥ 5</i>		
	0	0	0		
Vaginal smear Wet preparation	<i>Total number</i>	<i>Trichomonas vaginalis</i>			
		(-)	(+)		
	18	8	8		
		<i>Budding yeast/hyphae</i>			
		(-)	(+)		
		5	11		
		<i>Clue cells</i>			
		(-)	(+)		
7	10				
Vaginal smear Gram stain	<i>Total number</i>	<i>BV</i>			
		<i>Nugent score: 0-3</i>	<i>Nugent score 4-6</i>	<i>Nugent score ≥ 7</i>	
	16	0	7	9	
		<i>Budding yeast/hyphae</i>			
		(-)	(+)		
	5	11			
Vaginal smear pH (vaginal)	<i>Total number</i>	<i>≤ 4.5</i>	<i>> 4.5</i>		
	0	0	0		
Vaginal smear Whiff test or Amine test	<i>Total number</i>	(-)	(+)		
	1	1	0		

*The Laboratory's report number compiled from Family Health Clinic=17, MEC=1 and PSF=1

- *ICD : Intra-cellular Diplococci , ** GNID : Gram Negative Intracellular Diplococci*


RPR test	Total number	Qualitative	
		RPR (-)	RPR (+)
	217	23	194
TPHA/TPPA	Total number	(-)	(+)
		102	5

Phnom Penh, 16 May 2022
 Seen and Approved
 Director of NCHADS




Dr. Ouk Vichea

Phnom Penh, 16 May 2022
 Chief of DMU Unit



Dr. Kaoeun Chetra

Phnom Penh, 16 May 2022
 Checked by STI-RTI Unit



Dr. Lon Say Heng

National Center for HIV/AIDS, Dermatology and STD
STI/RTI Report from Specialise STI Clinic
 Quarter 1 - 2022

Province/City STD Sites		Number of Visited/Followup and Condom Use Programm																							
		MEN Visited			TOTAL	MSM Visited			TOTAL	Low Risk Women			TOTAL	NBEW First Visited			TOTAL	NBEW Followup			TOTAL	CUWP % NBEW			TOTAL
		M 1	M 2	M3		M1	M2	M 3		M 1	M 2	M 3		M 1	M 2	M 3		M 1	M 2	M 3		M 1	M 2	M 3	
1 - Banteay Meanchey																									
1	Serey Sophon	33	22	17	72	25	25	15	65	69	39	24	132	7	8	3	18	1	1	2	4	0	0	0	0
2	Poi Pet (O'chrov)	5	7	4	16	6	9	7	22	23	20	16	59	5	0	7	12	5	0	0	5	0	0	0	0
Total in Banteay Meanchey		38	29	21	88	31	34	22	87	92	59	40	191	12	8	10	30	6	1	2	9	0	0	0	0
2 - Battambang																									
3	Battambang OD	37	31	39	107	51	43	59	153	61	69	78	208	17	11	9	37	2	4	5	11	0	0	0	0
4	Samovlone OD	10	6	6	22	0	0	0	0	16	13	12	41	0	0	0	0	0	0	0	0	0	0	0	0
Total in Battam Bang		47	37	45	129	51	43	59	153	77	82	90	249	17	11	9	37	2	4	5	11	0	0	0	0
3 - Kampong Cham																									
5	Kampong Cham	25	26	23	74	6	12	6	24	29	27	30	86	1	3	3	7	0	0	0	0	1	3	3	7
Total in Tboung Khmum		25	26	23	74	6	12	6	24	29	27	30	86	1	3	3	7	0	0	0	0	1	3	3	7
4 - Kampong Chhnang																									
6	Kampong Chhnang	4	5	1	10	0	12	5	17	6	3	3	12	2	5	4	11	3	4	4	11	0	0	0	0
Total in Kampong Chhnang		4	5	1	10	0	12	5	17	6	3	3	12	2	5	4	11	3	4	4	11	0	0	0	0
5 - Kampong Speu																									
7	Roka Tep	0	0	0	0	5	0	0	5	14	0	0	14	27	0	0	27	0	0	0	0	0	0	0	0
8	Oudong	5	2	5	12	0	0	0	0	11	7	11	29	0	0	0	0	0	0	0	0	0	0	0	0
Total in Kampong Speu		5	2	5	12	5	0	0	5	25	7	11	43	27	0	0	27	0	0	0	0	0	0	0	0
6 - Kampong Thom																									
9	Kampong Thom	19	23	19	61	2	1	12	15	24	22	23	69	0	0	0	0	0	0	0	0	0	0	0	0
Total in Kampong Thom		19	23	19	61	2	1	12	15	24	22	23	69	0	0	0	0	0	0	0	0	0	0	0	0
7 - Kampot																									
10	Kampot	3	7	8	18	0	0	0	0	10	15	2	27	0	0	0	0	0	0	0	0	0	0	0	0
Total in Kampot		3	7	8	18	0	0	0	0	10	15	2	27	0	0	0	0	0	0	0	0	0	0	0	0
8 - Koh Kong																									
11	Koh Kong	7	12	16	35	0	0	0	0	20	27	30	77	0	0	0	0	0	0	0	0	0	0	0	0
Total in Koh Kong		7	12	16	35	0	0	0	0	20	27	30	77	0	0	0	0	0	0	0	0	0	0	0	0
9 - Kratie																									
12	Kratie	0	0	0	0	0	0	0	0	2	4	0	6	0	0	0	0	0	0	0	0	0	0	0	0

Province/City STD Sites	Number of Visited/Followup and Condom Use Programm																									
	MEN Visited			TOTAL	MSM Visited			TOTAL	Low Risk Women			TOTAL	NBEW First Visited			TOTAL	NBEW Followup			TOTAL	CUWP % NBEW			TOTAL		
	M 1	M 2	M3		M1	M2	M 3		M 1	M 2	M 3		M 1	M 2	M 3		M 1	M 2	M 3		M 1	M 2	M 3		M 1	M 2
Total in Kratie	0	0	0	0	0	0	0	0	0	2	4	0	6	0	0	0	0	0	0	0	0	0	0	0	0	0
10 - Phnom Penh																										
13 Toul Svayprey Clinic	3	2	3	8	4	3	4	11	4	6	6	16	6	3	4	13	7	7	6	20	0	0	0	0		
14 Chaktumok Clinic	3	2	6	11	0	0	0	0	59	56	61	176	0	0	0	0	4	0	0	4	0	0	0	0		
15 Samdach Auov Clinic	0	0	0	0	0	0	0	0	2	2	5	9	8	4	4	16	0	0	0	0	2	3	5	0		
16 Toul Kok Clinic	0	0	0	0	56	41	52	149	0	0	0	0	18	23	19	60	0	0	0	0	0	0	0	0		
Total in Phnom Penh	6	4	9	19	60	44	56	160	65	64	72	201	32	30	27	89	11	7	6	24	2	3	5	0		
11 - Preah Vihear																										
18 Preah Vihear	11	20	10	41	0	0	0	0	16	35	36	87	2	2	3	7	8	6	5	19	0	0	0	0		
19 Sro Aim	0	0	0	0	0	0	0	0	0	0	5	5	0	0	0	0	0	0	0	0	0	0	0	0		
Total in Preah Vihear	11	20	10	41	0	0	0	0	16	35	41	92	2	2	3	7	8	6	5	19	0	0	0	0		
12 - Prey Veng																										
20 Kampong Leav	0	0	0	0	5	6	5	16	0	36	0	36	47	25	37	109	22	0	25	47	0	0	0	0		
21 Prek Ksay "B"	14	14	12	40	0	0	0	0	57	63	48	168	0	0	0	0	0	0	0	0	0	0	0	0		
Total in Prey veng	14	14	12	40	5	6	5	16	57	99	48	204	47	25	37	109	22	0	25	47	0	0	0	0		
13 - Pursat																										
22 Sampov Meas	5	2	10	17	10	4	3	17	6	4	12	22	8	3	5	16	0	0	0	0	0	0	0	0		
Total in Pursat	5	2	10	17	10	4	3	17	6	4	12	22	8	3	5	16	0	0	0	0	0	0	0	0		
14 - Rattanakiri																										
23 Rattanakiri	N/A			0				0				0				0				0				0		
Total in Rattanakiri	0	0	0	0	0	0	0	0	0	0	0	0	0	0	0	0	0	0	0	0	0	0	0	0		
15 - Siem Reap																										
24 Siem Reap	77	70	67	214	0	0	0	0	15	34	29	78	251	257	309	817	0	0	0	0	0	0	0	0		
Total in Siem Reap	77	70	67	214	0	0	0	0	15	34	29	78	251	257	309	817	0	0	0	0	0	0	0	0		
16 - Sihanouk Ville																										
25 Sihanouk Ville	11	18	27	56	14	13	15	42	18	27	28	73	10	9	6	25	0	0	0	0	0	0	0	0		
Total in Sihanouk Ville	11	18	27	56	14	13	15	42	18	27	28	73	10	9	6	25	0	0	0	0	0	0	0	0		
17 - Stung Treng																										
26 Stung Treng	7	1	3	11	0	0	0	0	30	11	9	50	0	0	0	0	0	0	0	0	0	0	0	0		
Total in Stung Treng	7	1	3	11	0	0	0	0	30	11	9	50	0	0	0	0	0	0	0	0	0	0	0	0		
18 - Svay Rieng																										
27 Svay Rieng	0	0	1	1	0	0	0	0	0	0	0	0	7	0	11	18	0	0	0	0	0	0	0	0		
Total in Svay Rieng	0	0	1	1	0	0	0	0	0	0	0	0	7	0	11	18	0	0	0	0	0	0	0	0		

Province/City STD Sites		Number of Visited/Followup and Condom Use Programm																							
		MEN Visited			TOTAL	MSM Visited			TOTAL	Low Risk Women			TOTAL	NBEW First Visited			TOTAL	NBEW Followup			TOTAL	CUWP % NBEW			TOTAL
		M 1	M 2	M 3		M1	M2	M 3		M 1	M 2	M 3		M 1	M 2	M 3		M 1	M 2	M 3		M 1	M 2	M 3	
19 - Takeo																									
28	Doun Keo	0	0	0	0	0	0	0	0	0	0	0	0	0	0	0	0	0	0	0	0	0	0	0	
29	Kirivong	0	0	0	0	0	0	0	0	9	6	11	26	0	0	0	0	0	0	0	0	0	0	0	
	Total in Takeo	0	0	0	0	0	0	0	0	9	6	11	26	0	0	0	0	0	0	0	0	0	0	0	
20 - Oddor Meanchey																									
30	Somrong	0	0	2	2	1	0	0	0	6	1	1	8	8	2	1	11	0	0	0	0	0	0	0	
31	Anlong Veng	0	0	0	0	0	0	0	0	0	0	1	1	1	2	3	6	0	0	1	1	0	0	0	
	Total in Oddor Meanchey	0	0	2	2	1	0	0	0	6	1	2	9	9	4	4	17	0	0	1	1	0	0	0	
21 - Pailin																									
32	Pailin	5	2	1	8	0	0	1	1	9	10	9	28	2	1	2	5	0	0	0	0	0	0	0	
	Total in Pailin	5	2	1	8	0	0	1	1	9	10	9	28	2	1	2	5	0	0	0	0	0	0	0	
27 - Tboung Khmum																									
33	Memot	0	0	0	0	0	0	0	0	4	5	3	12	0	0	0	0	0	0	0	0	0	0	0	
34	Tboung Khmum	1	5	0	6	1	1	1	3	1	1	1	3	14	9	7	30	20	12	12	44	0	0	0	
	Total in Tboung Khmum	1	5	0	6	1	1	1	3	5	6	4	15	14	9	7	30	20	12	12	44	0	0	0	
22 STD Clinic																									
35	STD Clinic	5	7	4	16	0	0	0	0	6	2	3	11	0	0	0	0	0	0	0	0	0	0	0	
	Total in STD Clinic	5	7	4	16	0	0	0	0	6	2	3	11	0	0	0	0	0	0	0	0	0	0	0	
23 - MEC Clinic																									
	Total in MEC Clinic	0	0	0	0	0	0	0	0	0	0	0	0	0	0	0	0	0	0	0	0	0	0	0	
24 - RHAC Clinics																									
1	RHAC Sihanouk Ville	95	76	91	262	7	3	6	16	336	328	338	1002	85	84	68	237	22	18	20	60	0	0	0	
2	RHAC Battambang	138	100	138	376	0	0	1	1	819	816	851	2486	6	10	8	24	1	3	2	6	0	0	0	
3	RHAC Kampong Cham	87	50	49	186	1	0	0	1	320	321	420	1061	1	1	0	2	0	1	0	1	0	0	0	
4	RHAC Takeo	75	59	77	211	0	0	0	0	532	480	540	1552	2	1	3	6	2	0	0	2	0	0	0	
5	RHAC Siem Reap	131	161	172	464	2	6	14	22	413	390	437	1240	6	11	8	25	0	1	1	2	0	0	0	
6	RHAC Stung Mean Chey	90	105	122	317	2	3	3	8	477	439	559	1475	0	0	4	4	0	1	0	1	0	0	0	
7	RHAC Chak Angre	35	44	38	117	2	1	1	4	197	178	197	572	1	6	3	10	2	1	2	5	0	0	0	
8	RHAC Toul Sangke	22	14	21	57	0	0	0	0	121	129	138	388	0	0	0	0	0	0	0	0	0	0	0	
9	RHAC Tuk Thla	109	106	109	324	8	4	2	14	480	421	441	1342	3	3	2	8	0	1	0	1	0	0	0	
10	RHAC Tum Nop Thmey	138	124	127	389	4	3	4	11	478	443	513	1434	4	1	1	6	0	2	0	2	0	0	0	
11	RHAC Phsa Depo (PPI)	186	184	190	560	5	1	0	6	764	641	708	2113	6	3	4	13	1	2	1	4	0	0	0	
12	RHAC Tul Tumpoung	186	172	191	549	6	9	10	25	686	493	585	1764	1	4	2	7	0	1	1	2	0	0	0	

Province/City STD Sites		Number of Visited/Followup and Condom Use Programm																							
		MEN Visited			TOTAL	MSM Visited			TOTAL	Low Risk Women			TOTAL	NBEW First Visited			TOTAL	NBEW Followup			TOTAL	CUWP % NBEW			TOTAL
		M 1	M 2	M3		M1	M2	M 3		M 1	M 2	M 3		M 1	M 2	M 3		M 1	M 2	M 3		M 1	M 2	M 3	
13	RHAC Kampong Speu	83	110	112	305	0	0	0	0	453	419	428	1300	1	1	1	3	0	0	1	1	0	0	0	0
14	RHAC Kompot	70	55	95	220	3	1	6	10	316	282	355	953	4	3	3	10	2	4	3	9	0	0	0	0
Total RHAC Clinics		1445	1360	1532	4337	40	31	47	118	6392	5780	6510	18682	120	128	107	355	30	35	31	96	0	0	0	0
24 - Chhouk Sor Clinic																									
1	Chhouk Sor 1	2	3	0	5	65	75	109	249	22	5	1	28	144	140	99	383	14	8	4	26	0	0	0	0
Total in Chhouk Sor Clinic		2	3	0	5	65	75	109	249	22	5	1	28	144	140	99	383	14	8	4	26	0	0	0	0
Province/City STD Sites		Number of Visited/Followup and Condom Use Programm																							
		MEN Visited			TOTAL	MSM Visited			TOTAL	Low Risk Women			TOTAL	NBEW First Visited			TOTAL	NBEW Followup			TOTAL	CUP% EWS			TOTAL
		M 1	M 2	M3		M1	M2	M 3		M 1	M 2	M 3		M 1	M 2	M 3		M 1	M 2	M 3		M 1	M 2	M 3	
Total		1737	1647	1816	5200	291	276	341	907	6941	6330	7008	20279	705	635	643	1983	116	77	95	288	3	6	8	7

Province/City STD Sites		Number of STI/RTI patients referred to other services															
		Patients referred to VCCT			TOTAL	Patients referred to OI/ART (PLHA)			TOTAL	Patients referred to ANC			TOTAL	Patients referred to Family Planning			TOTAL
		M 1	M 2	M 3		M 1	M 2	M 3		M 1	M 2	M 3		M 1	M 2	M 3	
	Total in RHAC Clinics	0	0	0	0	0	0	0	0	0	0	0	0	0	0	0	
28 - Chhouk Sor Clinic																	
1	Chhouk Sor 1	15	9	5	29	1	3	1	5	0	0	0	0	5	1	0	6
	Total in Chhouk Sor Clinic	15	9	5	29	1	3	1	5	0	0	0	0	5	1	0	6
Province/City STD Sites		Number of STI/RTI patients referred to other services															
		Patients referred to VCCT			TOTAL	Patients referred to OI/ART (PLHA)			TOTAL	Patients referred to ANC			TOTAL	Patients referred to Family Planning			TOTAL
		M 1	M 2	M 3		M 1	M 2	M 3		M 1	M 2	M 3		M 1	M 2	M 3	
Total		39	67	75	181	3	3	3	9	3	7	8	18	9	6	5	20

Province/City STD Sites		Number of STI/RTI patients referred from other services															
		Patients referred from VCCT			TOTAL	Patients referred from OI/ART			TOTAL	Patients referred from ANC			TOTAL	Patients referred from Family Planing			TOTAL
		M 1	M 2	M 3		M 1	M 2	M 3		M 1	M 2	M 3		M 1	M 2	M 3	
13	RHAC Tul Tumpoung	0	0	0	0	0	0	0	0	0	0	0	0	0	0	0	
14	RHAC Kampong Speu	0	0	0	0	0	0	0	0	0	0	0	0	0	0	0	
15	RHAC Kompot	0	0	0	0	0	0	0	0	0	0	0	0	0	0	0	
16	RHAC Kampong Speu	0	0	0	0	0	0	0	0	0	0	0	0	0	0	0	
	Total in RHAC Clinics	0	0	0	0	0	0	0	0	0	0	0	0	0	0	0	
28 - Chhouk Sor Clinic																	
1	Chhouk Sor 1	46	65	86	197	33	17	13	63	0	0	0	0	4	2	1	7
	Total in Chhouk Sor Clinic	46	65	86	197	33	17	13	63	0	0	0	0	4	2	1	7

Province/City STD Sites		Number of STI/RTI patients referred from other services															
		Patients referred from			TOTAL	Patients referred from			TOTAL	Patients referred from			TOTAL	Patients referred from			TOTAL
		M 1	M 2	M 3		M 1	M 2	M 3		M 1	M 2	M 3		M 1	M 2	M 3	
Total		49	108	128	285	38	33	26	97	34	44	45	123	8	7	6	21

Province/City STD Sites	Men (New Cases)/Syndrome																				
	Urethral discharge			Anal discharge			Ano-Genital Ulcers			Ano-Genital warts			Scrotum swelling			Inguinal bubo (LGV)			Syphilis(based on RPR +)		
	< 15	15-49	≥ 50	< 15	15-49	≥ 50	< 15	15-49	≥ 50	< 15	15-49	≥ 50	< 15	15-49	≥ 50	< 15	15-49	≥ 50	< 15	15-49	≥ 50
1 - Banteay Meanchey																					
1	Serey Sophon	0	36	6	0	0	0	0	6	0	0	0	0	0	0	0	0	0	0	0	0
2	Poi Pet (O'chrov)	0	16	0	0	0	0	0	0	0	0	0	0	0	0	0	0	0	0	0	0
	Total in Banteay Meanchey	0	52	6	0	0	0	0	6	0	0	0	0	0	0	0	0	0	0	0	0
2 - Battambang																					
3	Battambang OD	0	28	0	0	0	0	0	9	0	0	0	0	0	0	0	0	0	0	0	0
4	Sampov luon OD	0	17	0	0	0	0	0	0	0	0	0	0	0	0	0	0	0	0	0	0
	Total in Battambang	0	45	0	0	0	0	0	9	0	0	0	0	0	0	0	0	0	0	0	0
3 - Kampong Cham																					
5	Kampong Cham	0	37	9	0	0	0	0	10	0	0	0	0	0	0	0	0	0	0	0	0
	Total in Kampong Cham	0	37	9	0	0	0	0	10	0	0	0	0	0	0	0	0	0	0	0	0
4 - Kampong Chhnang																					
6	Kampong Chhnang	0	9	0	0	0	0	0	0	0	0	0	0	0	1	0	0	4	0	0	0
	Total in Kampong Chhnang	0	9	0	0	0	0	0	0	0	0	0	0	0	1	0	0	4	0	0	0
5 - Kampong Speu																					
7	Roka Tep	0	1	0	0	0	0	0	1	0	0	0	0	0	0	0	0	0	0	0	0
8	Oudong	0	8	0	0	2	0	0	0	0	0	0	0	0	0	0	0	2	0	0	0
	Total in Kampong Speu	0	9	0	0	2	0	0	1	0	0	0	0	0	0	0	0	2	0	0	0
6 - Kampong Thom																					
9	Kampong Thom	0	7	1	0	0	0	0	1	1	0	0	0	0	0	0	0	0	0	0	0
	Total in Kampong Thom	0	7	1	0	0	0	0	1	1	0	0	0	0	0	0	0	0	0	0	0
7 - Kampot																					
10	Kampot	0	6	0	0	0	0	0	5	0	0	0	0	0	0	0	0	0	0	0	0
	Total in Kampot	0	6	0	0	0	0	0	5	0	0	0	0	0	0	0	0	0	0	0	0
8 - Koh Kong																					
11	Koh Kong	0	24	4	0	2	0	0	0	0	0	2	0	0	1	0	0	2	0	0	0
	Total in Koh Kong	0	24	4	0	2	0	0	0	0	0	2	0	0	1	0	0	2	0	0	0
9 - Kratie																					

	Total in Svay Rieng	0	0	0	0	0	0	0	1	0	0	0	0	0	0	0	0	0	0	0	0
19 - Takeo																					
28	Doun Keo	0	0	0	0	0	0	0	0	0	0	0	0	0	0	0	0	0	0	0	0
29	Kirivong	0	0	0	0	0	0	0	0	0	0	0	0	0	0	0	0	0	0	0	0
	Total in Takeo	0	0	0	0	0	0	0	0	0	0	0	0	0	0	0	0	0	0	0	0
20 - Oddor Meanchey																					
30	Somrong	0	0	0	0	0	0	0	0	0	0	0	0	0	0	0	0	0	0	0	0
31	Anlong Veng	0	0	0	0	0	0	0	0	0	0	0	0	0	0	0	0	0	0	0	0
	Total in Oddor Meanchey	0	0	0	0	0	0	0	0	0	0	0	0	0	0	0	0	0	0	0	0
21 - Pailin																					
32	Pailin	0	7	0	0	0	0	0	0	0	0	0	0	0	0	0	0	0	0	0	0
	Total in Pailin	0	7	0	0	0	0	0	0	0	0	0	0	0	0	0	0	0	0	0	0
22 - Tboung Khmum																					
33	Memot	0	0	0	0	0	0	0	0	0	0	0	0	0	0	0	0	0	0	0	0
34	Tboung Khmum	0	0	2	0	0	0	1	1	0	0	0	0	5	0	0	0	2	0	0	0
	Total in Tboung Khmum	0	0	2	0	0	0	1	1	0	0	0	0	5	0	0	0	2	0	0	0
23 - STD Clinic																					
35	STD Clinic	1	6	0	0	0	0	1	3	1	0	4	1	0	0	0	0	0	0	0	0
	Total in STD Clinic	1	6	0	0	0	0	1	3	1	0	4	1	0	0	0	0	0	0	0	0
25 - RHAC Clinic																					
1	RHAC Sihanouk Ville	1	84	6	0	0	0	22	1	0	14	1	0	0	0	0	0	0	0	0	0
2	RHAC Battambang	0	137	6	0	0	0	17	2	0	21	1	0	0	0	0	0	0	0	0	0
3	RHAC Kampong Cham	1	69	10	0	0	0	40	3	0	3	0	0	0	0	0	0	0	0	0	0
4	RHAC Takeo	0	104	2	0	0	0	17	0	0	6	0	0	0	0	0	0	0	0	0	0
5	RHAC Siem Reap	0	214	9	0	0	0	91	3	1	24	0	0	0	0	0	0	0	0	0	0
6	RHAC Stung Mean Chey	0	82	1	0	0	0	46	2	0	31	2	0	0	0	0	0	0	0	0	0
7	RHAC Chak Angre	0	64	5	0	0	0	16	0	0	4	1	0	0	0	0	0	0	0	0	0
8	RHAC Toul Sangke	0	18	0	0	0	0	2	0	0	3	0	0	0	0	0	0	0	0	0	0
9	RHAC Tuk Thla	0	103	5	0	0	0	42	0	0	14	1	0	0	0	0	0	0	0	0	0
10	RHAC Tum Nop Thmey	0	15	1	0	0	0	1	0	0	0	0	0	0	0	0	0	0	0	0	0
11	RHAC Phsa Depo	0	314	38	0	0	0	82	14	0	27	3	0	0	0	0	2	0	0	0	0
12	RHAC Tul Tumpoung	1	239	11	0	0	0	60	1	0	25	0	0	0	0	0	0	0	0	0	0
13	RHAC Kampong Speu	1	174	16	0	0	0	29	5	0	12	1	0	0	0	0	1	0	0	0	0

14	RHAC Kompot	0	72	7	0	0	0	0	36	4	0	13	1	0	0	0	0	1	0	0	0
	Total in RHAC	4	1689	117	0	0	0	0	501	35	1	197	11	0	0	0	0	4	0	0	0
28 - Chhouk Sor Clinic																					
1	Chhouk Sor 1	0	0	0	0	0	0	0	0	0	0	0	0	0	0	0	0	0	0	0	0
	Total in Chhouk Sor Clinic	0	0	0	0	0	0	0	0	0	0	0	0	0	0	0	0	0	0	0	0

Province/City STD Sites	Urethral discharge			Anal discharge			Ano-Genital Ulcers			Ano-Genital warts			Scrotum swelling			Inguinal bubo (LGV)			Syphilis(based on RPR +)		
	< 15	15-49	≥ 50	< 15	15-49	≥ 50	< 15	15-49	≥ 50	< 15	15-49	≥ 50	< 15	15-49	≥ 50	< 15	15-49	≥ 50	< 15	15-49	≥ 50
Total	5	2015	145	0	13	0	1	632	42	1	229	12	1	9	0	0	24	2	0	4	0

Province/City STD Sites	MSM (New Cases)/Syndrome																				
	Urethral discharge			Anal discharge			Ano-Genital Ulcer			Ano-Genital warts			Scrotum swelling			Inguinal bubo (LGV)			Syphilis(based on RPR +)		
	< 15	15-49	≥ 50	< 15	15-49	≥ 50	< 15	15-49	≥ 50	< 15	15-49	≥ 50	< 15	15-49	≥ 50	< 15	15-49	≥ 50	< 15	15-49	≥ 50
25 - RHAC Clinic																					
1 RHAC Sihanouk Ville	0	6	0	0	0	0	0	6	0	0	0	0	0	0	0	0	0	0	0	0	0
2 RHAC Battambang	0	0	0	0	0	0	0	0	0	0	0	0	0	0	0	0	0	0	0	0	0
3 RHAC Kampong Cham	0	1	0	0	0	0	0	1	0	0	0	0	0	0	0	0	0	0	0	0	0
4 RHAC Takeo	0	0	0	0	0	0	0	0	0	0	0	0	0	0	0	0	0	0	0	0	0
5 RHAC Siem Reap	0	2	0	0	0	0	0	8	2	0	2	0	0	0	0	0	0	0	0	0	0
6 RHAC Stung Mean Chey	0	1	0	0	0	0	0	4	0	0	3	0	0	0	0	0	0	0	0	0	0
7 RHAC Chak Angre	0	0	0	0	0	0	0	2	0	0	0	0	0	0	0	0	0	0	0	0	0
8 RHAC Toul Sangke	0	0	0	0	0	0	0	0	0	0	0	0	0	0	0	0	0	0	0	0	0
9 RHAC Tuk Thla	0	4	0	0	0	0	0	2	0	0	0	0	0	0	0	0	0	0	0	0	0
10 RHAC Tum Nop Thmey	0	0	0	0	0	0	0	0	0	0	0	0	0	0	0	0	0	0	0	0	0
11 RHAC Phsa Depo	0	1	0	0	0	0	0	0	0	0	0	0	0	0	0	0	0	0	0	0	0
12 RHAC Tul Tumpoung	0	11	0	0	0	0	0	3	0	0	0	0	0	0	0	0	0	0	0	0	0
13 RHAC Kampong Speu	0	0	0	0	0	0	0	0	0	0	0	0	0	0	0	0	0	0	0	0	0
14 RHAC Kompot	0	6	0	0	0	0	0	5	0	0	1	0	0	0	0	0	0	0	0	0	0
Total in RHAC	0	32	0	0	0	0	0	31	2	0	6	0	0	0	0	0	0	0	0	0	0
28 - Chhouk Sor Clinic																					
1 Chhouk Sor 1	0	55	0	0	0	0	0	12	0	0	0	0	0	0	0	0	0	0	0	0	0
Total in Chhouk Sor Clinic	0	55	0	0	0	0	0	12	0	0	0	0	0	0	0	0	0	0	0	0	0
Province/City STD Sites	Urethral discharge			Anal discharge			Ano-Genital Ulcers			Ano-Genital warts			Scrotum swelling			Inguinal bubo (LGV)			Inguinal bubo (LGV)		
	< 15	15-49	≥ 50	< 15	15-49	≥ 50	< 15	15-49	≥ 50	< 15	15-49	≥ 50	< 15	15-49	≥ 50	< 15	15-49	≥ 50	< 15	15-49	≥ 50
Total	0	271	0	0	19	0	7	126	2	0	44	0	0	7	0	0	2	0	0	15	0

Province/City STI Sites		Low Risk Women (New Cases) /Syndrome																				
		Vaginitis			cervicitis			Vaginitis + cervicitis			Pelvic Inflammatory Disease (PID)			Ano-Genital ulcer			Ano-Genital warts			Syphilis(based on RPR +)		
		< 15	15-49	≥ 50	< 15	15-49	≥ 50	< 15	15-49	≥ 50	< 15	15-49	≥ 50	< 15	15-49	≥ 50	< 15	15-49	≥ 50	< 15	15-49	≥ 50
9 - Kratie																						
12	Kratie	0	11	0	0	5	0	0	9	0	0	0	0	0	0	0	0	0	0	0	0	0
	Total in Kratie	0	11	0	0	5	0	0	9	0	0	0	0	0	0	0	0	0	0	0	0	0
10 - Phnom Penh																						
13	Toul Svayprey Clinic	0	4	0	0	4	0	0	6	0	0	2	0	0	0	0	0	0	0	0	0	0
14	Doun Penh Clinic	0	91	0	0	0	0	0	44	0	0	4	0	0	25	0	0	1	0	0	0	0
15	Samdach Auov Clinic	0	5	0	0	1	0	0	7	0	0	0	0	0	0	0	0	0	0	0	0	0
16	Toul Kok Clinic	0	0	0	0	0	0	0	0	0	0	0	0	0	0	0	0	0	0	0	0	0
	Total in Phnom Penh	0	100	0	0	5	0	0	57	0	0	6	0	0	25	0	0	1	0	0	0	0
11 - Prah Vihear																						
18	Prah Vihear	0	31	1	0	17	2	0	7	2	0	0	0	0	6	5	0	0	0	0	0	0
19	Sro Aim	0	3	0	0	0	0	0	2	0	0	0	0	0	0	0	0	0	0	0	0	0
	Total in Prah Vihear	0	34	1	0	17	2	0	9	2	0	0	0	0	6	5	0	0	0	0	0	0
12 - Prey Veng																						
20	Kampong Leav	0	0	0	0	0	0	0	0	0	0	0	0	0	6	0	0	0	0	0	0	0
21	Prek Ksay "b"	0	28	4	0	9	0	0	109	3	0	0	0	0	6	0	0	0	0	0	0	0
	Total in Prey Veng	0	28	4	0	9	0	0	109	3	0	0	0	0	12	0	0	0	0	0	0	0
13 - Pursat																						
22	Sampov Meas	0	2	0	0	1	1	0	2	0	0	0	0	0	0	0	0	16	0	0	0	0
	Total in Pursat	0	2	0	0	1	1	0	2	0	0	0	0	0	0	0	0	16	0	0	0	0
14 - Rattanakiri																						
23	Rattanakiri	N/A																				
	Total in Rattanakiri	0	0	0	0	0	0	0	0	0	0	0	0	0	0	0	0	0	0	0	0	0
15 - Siem Reap																						
24	Siem Reap	0	22	0	0	0	0	0	92	0	0	10	0	0	67	0	0	7	0	0	0	0
	Total in Siem Reap	0	22	0	0	0	0	0	92	0	0	10	0	0	67	0	0	7	0	0	0	0
16 - Sihanouk Ville																						
25	Sihanouk Ville	0	7	0	0	2	1	0	48	0	0	4	0	0	2	0	0	1	0	0	2	0
	Total in Sihanouk Ville	0	7	0	0	2	1	0	48	0	0	4	0	0	2	0	0	1	0	0	2	0

Province/City STI Sites		Low Risk Women (New Cases) /Syndrome																				
		Vaginitis			cervicitis			Vaginitis + cervicitis			Pelvic Inflammatory Disease (PID)			Ano-Genital ulcer			Ano-Genital warts			Syphilis(based on RPR +)		
		< 15	15-49	≥ 50	< 15	15-49	≥ 50	< 15	15-49	≥ 50	< 15	15-49	≥ 50	< 15	15-49	≥ 50	< 15	15-49	≥ 50	< 15	15-49	≥ 50
17 - Stung Treng																						
26	Stung Treng	0	3	0	0	13	0	0	23	4	0	0	0	0	0	0	0	0	0	0	0	0
	Total in Stung Treng	0	3	0	0	13	0	0	23	4	0	0	0	0	0	0	0	0	0	0	0	0
18 - Svay Rieng																						
27	Svay Rieng	0	0	0	0	0	0	0	0	0	0	0	0	0	0	0	0	0	0	0	0	0
	Total in Svay Rieng	0	0	0	0	0	0	0	0	0	0	0	0	0	0	0	0	0	0	0	0	0
19 - Takeo																						
28	Doun Keo	0	5	0	0	1	0	0	2	0	0	0	0	0	0	0	0	0	0	0	0	0
29	kirivong	1	9	5	0	9	2	0	0	0	0	0	0	0	0	0	0	0	0	0	0	0
	Total in Takeo	1	14	5	0	10	2	0	2	0	0	0	0	0	0	0	0	0	0	0	0	0
20 - Oddor Meanchey																						
30	Somrong	0	0	0	0	0	0	0	6	0	0	0	0	0	0	0	0	0	0	0	0	0
31	Anlong Veng	0	1	0	0	0	0	0	0	0	0	0	0	0	0	0	0	0	0	0	0	0
	Total in Oddor Meanchey	0	1	0	0	0	0	0	6	0	0	0	0	0	0	0	0	0	0	0	0	0
21 - Pailin																						
32	Pailin	0	0	0	0	0	0	0	18	0	0	0	0	0	0	0	0	0	0	0	0	0
	Total in Pailin	0	0	0	0	0	0	0	18	0	0	0	0	0	0	0	0	0	0	0	0	0
22 - Tboung Khmu																						
33	Memot	0	0	0	0	8	0	0	4	0	0	0	0	0	0	0	0	0	0	0	0	0
34	Tboung Khmum	0	1	1	0	1	1	0	0	0	0	0	0	0	0	0	0	0	0	0	0	0
	Total in Tboung Khmum	0	1	1	0	9	1	0	4	0	0	0	0	0	0	0	0	0	0	0	0	0
23 STD Clinic																						
35	STD Clinic	0	3	0	0	3	2	0	0	0	0	0	0	0	0	1	0	0	2	0	0	0
	Total in STD Clinic	0	3	0	0	3	2	0	0	0	0	0	0	0	0	1	0	0	2	0	0	0
23 - RHAC Clinics																						
1	RHAC Sihanouk Ville	2	428	17	1	115	2	0	175	4	0	1	0	0	28	0	0	27	1	0	0	0
2	RHAC Battambang	30	1721	148	2	9	24	2	308	24	0	2	0	0	39	3	0	15	2	0	0	0
3	RHAC Kampong Cham	12	374	30	1	53	9	0	44	7	0	1	0	0	17	5	0	12	0	0	0	0
4	RHAC Takeo	15	883	61	0	78	7	0	118	8	0	6	0	0	41	4	0	19	1	0	0	0
5	RHAC Siem Reap	6	775	43	0	52	2	0	124	8	0	1	0	0	65	3	0	22	0	0	0	0
6	RHAC Stung Mean Chey	4	701	24	0	65	3	0	90	0	0	0	0	0	32	1	0	18	0	0	0	0
7	RHAC Chak Angre	2	271	17	0	36	1	0	22	1	0	0	0	0	6	0	1	3	0	0	0	0

Province/City STI Sites		Low Risk Women (New Cases) /Syndrome																				
		Vaginitis			cervicitis			Vaginitis + cervicitis			Pelvic Inflammatory Disease (PID)			Ano-Genital ulcer			Ano-Genital warts			Syphilis(based on RPR +)		
		< 15	15-49	≥ 50	< 15	15-49	≥ 50	< 15	15-49	≥ 50	< 15	15-49	≥ 50	< 15	15-49	≥ 50	< 15	15-49	≥ 50	< 15	15-49	≥ 50
8	RHAC Toul Sangke	1	173	3	0	10	1	0	29	1	0	0	0	0	7	0	0	0	4	0	0	0
9	RHAC Tuk Thla	5	750	22	0	61	1	0	95	3	0	3	0	0	26	1	0	0	19	0	0	0
10	RHAC Tum Nop Thmey	10	1061	34	1	56	3	1	157	3	0	0	0	0	33	1	0	0	25	0	0	0
11	RHAC Phsa Depo	4	1080	85	3	69	2	3	349	20	0	0	0	0	46	4	0	0	19	0	0	0
12	RHAC Tul Tumpoung	3	793	32	1	131	7	1	295	9	0	3	0	0	41	6	0	0	41	0	0	0
13	RHAC Kampong Speu	9	697	37	0	94	6	0	132	6	0	11	1	0	39	1	0	0	23	2	0	0
14	RHAC Kompot	5	276	13	0	48	3	0	71	3	0	22	0	0	28	2	0	0	12	0	0	0
	Total in RHAC Clinics	108	9983	566	9	877	71	7	2009	97	0	50	1	0	448	31	1	0	259	6	0	0
27 - Chhouk Sor Clinic																						
1	chhouk Sor 1	0	9	0	0	1	0	0	15	0	0	0	0	0	0	0	0	0	0	0	0	0
	Total in Chhouk Sor Clinic	0	9	0	0	1	0	0	15	0	0	0	0	0	0	0	0	0	0	0	0	0
Province/City STI Sites		Low Risk Women (New Cases) /Syndrome																				
		Vaginitis			cervicitis			Vaginitis + cervicitis			Pelvic Inflammatory Disease (PID)			Ano-Genital ulcer			Ano-Genital warts					
		< 15	15-49	≥ 50	< 15	15-49	≥ 50	< 15	15-49	≥ 50	< 15	15-49	≥ 50	< 15	15-49	≥ 50	< 15	15-49	≥ 50			
Total		116	10391	588	11	1029	83	7	2607	122	1	111	2	0	586	37	1	291	6	0	7	0

Province/City STI Sites	Vaginitis			Cervicitis			Vaginitis + cervicitis			Pelvic Inflammatory Disease (PID)			Ano-Genital ulcer			Ano-Genital warts			Syphilis(based on RPR)		
	< 15	15-49	> 50	< 15	15-49	> 50	< 15	15-49	> 50	< 15	15-49	> 50	< 15	15-49	> 50	< 15	15-49	> 50	< 15	15-49	> 50
	NBEW	NBEW	NBEW	NBEW	NBEW	NBEW	NBEW	NBEW	NBEW	NBEW	NBEW	NBEW	NBEW	NBEW	NBEW	NBEW	NBEW	NBEW	NBEW	NBEW	NBEW
1 chhouk Sor 1	0	37	0	0	0	0	0	132	1	0	0	0	0	4	0	0	0	0	0	28	0
Total in Chhouk Sor Clinic	0	37	0	0	0	0	0	132	1	0	0	0	0	4	0	0	0	0	0	28	0

Province/City STI Sites	High-Risk Women (First Visited)/Syndrome																				
	Vaginitis			Cervicitis			Vaginitis + cervicitis			Pelvic Inflammatory Disease (PID)			Ano-Genital ulcer			Ano-Genital warts			Syphilis(based on RPR)		
	< 15	15-49	> 50	< 15	15-49	> 50	< 15	15-49	> 50	< 15	15-49	> 50	< 15	15-49	> 50	< 15	15-49	> 50	< 15	15-49	> 50
	NBEW	NBEW	NBEW	NBEW	NBEW	NBEW	NBEW	NBEW	NBEW	NBEW	NBEW	NBEW	NBEW	NBEW	NBEW	NBEW	NBEW	NBEW	NBEW	NBEW	NBEW
Total	2	343	1	2	155	0	2	378	1	0	1	0	0	24	0	0	24	0	0	154	1


Province/City STI Sites		High-Risk Women (Followup Visit)/Syndrome																	
		Vaginitis			Cervicitis			Vaginitis + cervicitis			Pelvic Inflammatory Disease (PID)			Ano-Genital ulcer			Ano-Genital warts		
		< 15	15-49	> 50	< 15	15-49	> 50	< 15	15-49	> 50	< 15	15-49	> 50	< 15	15-49	> 50	< 15	15-49	> 50
		NBEW	NBEW	NBEW	NBEW	NBEW	NBEW	NBEW	NBEW	NBEW	NBEW	NBEW	NBEW	NBEW	NBEW	NBEW	NBEW	NBEW	NBEW
7	RHAC Chak Angre	0	4	0	0	1	0	0	0	0	0	0	0	0	0	0	0	0	0
8	RHAC Toul Sangke	0	0	0	0	0	0	0	0	0	0	0	0	0	0	0	0	0	0
9	RHAC Tuk Thla	0	0	0	0	0	0	0	0	0	0	0	0	1	0	0	0	0	0
10	RHAC Tum Nop Thmey	0	2	0	0	0	0	0	0	0	0	0	0	1	0	0	0	0	0
11	RHAC Phsa Depo	1	3	0	1	2	0	1	2	0	0	0	0	0	0	0	0	0	0
12	RHAC Tul Tumpoung	0	1	0	0	1	0	0	1	0	0	0	0	0	0	0	0	0	0
13	RHAC Kampong Speu	0	2	0	0	0	0	0	0	0	0	0	0	0	0	0	0	0	0
14	RHAC Bavet	0	9	0	0	0	0	0	0	0	0	0	0	0	0	0	0	2	0
	RHAC Kompot	1	65	0	1	19	0	1	26	0	0	0	0	9	0	0	0	9	0
27 - Chhouk Sor Clinic																			
1	Chhouk Sor 1	0	8	0	0	2	0	0	10	0	0	0	0	0	0	0	0	0	0
	Total in Chhouk Sor Clinic	0	8	0	0	2	0	0	10	0	0	0	0	0	0	0	0	0	0

Province/City STI Sites		High-Risk Women (First Visited)/Syndrome																	
		Vaginitis			Cervicitis			Vaginitis + cervicitis			Pelvic Inflammatory Disease (PID)			Genital ulcer			Genital warts		
		< 15	15-49	> 50	< 15	15-49	> 50	< 15	15-49	> 50	< 15	15-49	> 50	< 15	15-49	> 50	< 15	15-49	> 50
		NBEW	NBEW	NBEW	NBEW	NBEW	NBEW	NBEW	NBEW	NBEW	NBEW	NBEW	NBEW	NBEW	NBEW	NBEW	NBEW	NBEW	NBEW
Total		1	133	1	1	58	1	1	92	0	0	2	0	0	15	0	0	12	0

8 - Koh Kong																							
11	Koh Kong	0	0	0	0	0	0	0	0	0	0	0	0	0	0	0	0	0	0	0	0	0	0
	Total in Koh Kong	0	0	0	0	0	0	0	0	0	0	0	0	0	0	0	0	0	0	0	0	0	0
9 - Kratie																							
12	Kratie	0	0	0	0	0	0	0	0	0	0	0	0	0	0	0	0	0	0	0	0	0	0
	Total in Kratie	0	0	0	0	0	0	0	0	0	0	0	0	0	0	0	0	0	0	0	0	0	0
10 - Phnom Penh																							
13	Toul Svayprey Clinic	0	0	0	0	0	0	0	0	0	0	0	0	0	0	0	0	0	0	0	0	0	0
14	Chaktumok Clinic	0	0	0	0	0	0	0	0	0	0	0	0	0	0	0	0	0	0	0	0	0	0
15	Samdach Auov Clinic	0	0	0	0	0	0	0	0	0	0	0	0	0	0	0	0	0	0	0	0	0	0
16	Toul Kok Clinic	0	0	0	0	0	0	0	0	0	0	0	0	0	0	0	0	0	0	0	0	0	0
	Total in Phnom Penh	0	0	0	0	0	0	0	0	0	0	0	0	0	0	0	0	0	0	0	0	0	0
11 - Prah Vihear																							
18	Prah Vihear	0	5	0	0	5	0	0	5	0	0	5	0	0	5	0	0	0	0	0	0	5	0
19	Sro Aim	0	0	0	0	0	0	0	0	0	0	0	0	0	0	0	0	0	0	0	0	0	0
	Total in Prah Vihear	0	5	0	0	5	0	0	5	0	0	5	0	0	5	0	0	0	0	0	0	5	0
12 - Prey Veng																							
20	Kampong Leav	0	0	0	0	0	0	0	0	0	0	0	0	0	0	0	0	0	0	0	0	0	0
21	Prek Ksay "b"	0	0	0	0	0	0	0	0	0	0	0	0	0	0	0	0	0	0	0	0	0	0
	Total in Prey Veng	0	0	0	0	0	0	0	0	0	0	0	0	0	0	0	0	0	0	0	0	0	0
13 - Pursat																							
22	Sampov Meas	0	0	0	0	0	0	0	0	0	0	0	0	0	0	0	0	0	0	0	0	0	0
	Total in Pursat	0	0	0	0	0	0	0	0	0	0	0	0	0	0	0	0	0	0	0	0	0	0
14 - Rattanakiri																							
23	Rattanakiri	N/A																					
	Total in Rattanakiri	0	0	0	0	0	0	0	0	0	0	0	0	0	0	0	0	0	0	0	0	0	0
15 - Siem Reap																							
24	Siem Reap	0	48	0	0	47	0	0	47	0	0	47	0	0	0	0	0	14	0	0	36	0	
	Total in Siem Reap	0	48	0	0	47	0	0	47	0	0	47	0	0	0	0	0	14	0	0	36	0	


2	RHAC Battambang	0	0	0	0	0	0	0	0	0	0	0	0	0	0	0	0	0	0	0	0	0
3	RHAC Kampong Cham	0	0	0	0	0	0	0	0	0	0	0	0	0	0	0	0	0	0	0	0	0
4	RHAC Takeo	0	0	0	0	0	0	0	0	0	0	0	0	0	0	0	0	0	0	0	0	0
5	RHAC Siem Reap	0	0	0	0	0	0	0	0	0	0	0	0	0	0	0	0	0	0	0	0	0
6	RHAC Stung Mean Chey	0	0	0	0	0	0	0	0	0	0	0	0	0	0	0	0	0	0	0	0	0
7	RHAC Chak Angre	0	0	0	0	0	0	0	0	0	0	0	0	0	0	0	0	0	0	0	0	0
8	RHAC Toul Sangke	0	0	0	0	0	0	0	0	0	0	0	0	0	0	0	0	0	0	0	0	0
9	RHAC Tuk Thla	0	0	0	0	0	0	0	0	0	0	0	0	0	0	0	0	0	0	0	0	0
10	RHAC Tum Nop Thmey	0	0	0	0	0	0	0	0	0	0	0	0	0	0	0	0	0	0	0	0	0
11	RHAC Phsa Depo	0	0	0	0	0	0	0	0	0	0	0	0	0	0	0	0	0	0	0	0	0
12	RHAC Tul Tumpoung	0	0	0	0	0	0	0	0	0	0	0	0	0	0	0	0	0	0	0	0	0
13	RHAC Kampong Speu	0	0	0	0	0	0	0	0	0	0	0	0	0	0	0	0	0	0	0	0	0
14	RHAC Kompot	0	0	0	0	0	0	0	0	0	0	0	0	0	0	0	0	0	0	0	0	0
	Total in RHAC Clinics	0	0	0	0	0	0	0	0	0	0	0	0	0	0	0	0	0	0	0	0	0
27 - Chhouk Sor Clinic																						
1	chhouk Sor 1	0	0	0	0	0	0	0	0	0	0	0	0	0	0	0	0	0	0	0	0	0
	Total in Chhouk Sor Clinic	0	0	0	0	0	0	0	0	0	0	0	0	0	0	0	0	0	0	0	0	0
Province/City STI Sites																						
Province/City STI Sites		Pregnant women who were tested by RPR qualitative			Number of RPR test (+)			Pregnant women with RPR (+) who were treated for syphilis			Pregnant women with syphilis infection who were tested by RPR quantitative (titre)			Pregnant women who were tested by RPR - titre - baseline			Pregnant women who were tested by RPR - titre - follow-up			Partner(s) of pregnant women who were treated for syphilis		
		< 15	15-49	≥ 50	< 15	15-49	≥ 50	< 15	15-49	≥ 50	< 15	15-49	≥ 50	< 15	15-49	≥ 50	< 15	15-49	≥ 50	< 15	15-49	≥ 50
Total		0	110	0	0	110	0	0	111	0	0	91	0	0	34	0	0	17	0	0	94	0

Seen and Approve
Director of NCHADS




Dr. Ouk Vichea

Phnom Penh, 16 May 2022
Chief of Data Management Unit




Dr. Kaeun Chetra

Phnom Penh, 16 May 2022
Checked By STI-RTI Unit



Dr. Lon Say Heng

Phnom Penh, 16 May 2022
Prepared by



Mr. Long Vicheth

Province/City STI/RTI by Health Center	Number of Visited/Followup and Condom Use Programm												Number of STI/RTI patients referred												
	Men's Visited			Low Risk Women			Partners who were notified and Treated						Patients referred to VCCT			TOTAL	Patients referred to ANC			TOTAL	Patients referred to Family Planing			TOTAL	
	M 1	M 2	M 3	M 1	M 2	M 3	Men			Women			M 1	M 2	M 3		M 1	M 2	M 3		M 1	M 2	M 3		
							M 1	M 2	M 3	M 1	M 2	M 3													
18 - Stung Treng																									
66	Stung Treng	0	0	0	10	9	8	0	0	0	0	0	0	0	0	0	0	0	0	0	0	0	0	0	
	Total in Stung Treng	0	0	0	10	9	8	0	0	0	0	0	0	0	0	0	0	0	0	0	0	0	0	0	
19 - Svay Rieng																									
67	Svay Rieng	N/A																	0					0	
68	Chi Pu	N/A																	0					0	
69	Romeas Hek	N/A																	0	0	0	0	0	0	
	Total in Svay Rieng	0	0	0	0	0	0	0	0	0	0	0	0	0	0	0	0	0	0	0	0	0	0	0	
20 - Takeo																									
70	Doun Keo	N/A																	0					0	
71	Ang Roka	N/A																	0					0	
72	Kirivong	1	0	0	1	0	0	1	0	0	1	0	0	0	0	0	0	0	0	0	0	0	0	0	
73	Bati	N/A																	0					0	
74	Prey Kabas	N/A																	0					0	
	Total in Takeo	1	0	0	1	0	0	1	0	0	1	0	0	0	0	0	0	0	0	0	0	0	0	0	
21 - Oddor Meanchey																									
75	Kokmom	0	0	0	5	3	10	0	0	0	5	3	10	0	0	0	0	0	0	0	0	0	0	0	
76	Tropeang Brasath	0	0	0	18	17	20	0	0	0	18	17	20	0	0	0	0	0	0	0	0	0	0	0	
77	Chongkal	0	0	0	4	6	4	0	0	0	5	6	4	0	0	0	0	0	0	0	0	0	0	0	
	Total in Oddor Meanchey	0	0	0	27	26	34	0	0	0	28	26	34	0	0	0	0	0	0	0	0	0	0	0	
22 - Pailin																									
78	Pailin	0	0	1	16	21	13	0	0	1	0	8	2	5	5	12	2	2	1	5	0	0	0	0	
	Total in Pailin	0	0	1	16	21	13	0	0	1	0	8	2	5	5	12	2	2	1	5	0	0	0	0	
23 - Kep																									
79	Kep	N/A																	0					0	
	Total in Kep	0	0	0	0	0	0	0	0	0	0	0	0	0	0	0	0	0	0	0	0	0	0	0	
24 - Senmonorom																									
80	Senmonorom	N/A																	0					0	
	Total in Ratanakiri	0	0	0	0	0	0	0	0	0	0	0	0	0	0	0	0	0	0	0	0	0	0	0	
Province/City STI/RTI by Health Center	Number of Visited/Followup and Condom Use Programm												Number of STI/RTI patients referred												
	Men's Visited			Low Risk Women			Partners who were notified and Treated						Patients referred to VCCT			TOTAL	Patients referred to ANC			TOTAL	Patients referred to Family Planing			TOTAL	
	M 1	M 2	M 3	M 1	M 2	M 3	Men			Women			M 1	M 2	M 3		M 1	M 2	M 3		M 1	M 2	M 3		
							M 1	M 2	M 3	M 1	M 2	M 3													
		86	95	100	1064	1082	1154	73	68	68	374	375	397	40	36	48	124	3	5	2	13	1	0	5	10

40	Pongnea Le	0	0	0	0	0	0	0	0	0	0	29	7	0	23	0	0	0	0	0	0	0	0	0	0
	Total in Kandal	0	13	2	0	0	0	0	0	0	2	273	41	0	113	2	0	0	0	0	0	0	0	0	0
9 - Kok Kong																									
41	Smach Meanchey	N/A																							
42	Sre Ambel	N/A																							
	Total in Koh Kong	0	0	0	0	0	0	0	0	0	0	0	0	0	0	0	0	0	0	0	0	0	0	0	0
10 - Kratie																									
43	Kratie	0	0	0	0	5	3	0	0	0	0	9	2	0	0	0	0	0	0	0	0	0	0	0	0
	Snoul	0	0	0	0	0	0	0	0	0	0	5	0	0	12	0	0	0	0	0	0	0	0	0	0
44	Chhloung	0	5	0	0	0	0	0	0	0	0	0	0	0	18	0	0	5	0	0	0	0	0	0	0
	Total in Kratie	0	0	0	0	5	3	0	0	0	0	9	2	0	0	0	0	0	0	0	0	0	0	0	0
11 - Phnom Penh																									
46	Phnom Penh RH	0	0	0	0	0	0	0	0	0	0	0	0	0	0	0	0	0	0	0	0	0	0	0	0
47	OD Basak	0	2	0	0	8	0	0	0	0	0	25	0	0	0	0	0	11	0	0	0	4	0	0	0
48	OD Sensok	0	15	0	0	0	0	0	0	0	0	8	0	0	13	0	0	0	0	0	0	0	0	0	0
	Total in Phnom Penh	0	17	0	0	8	0	0	0	0	0	33	0	0	13	0	0	11	0	0	0	4	0	0	0
12 - Preah Vihear																									
49	Tbang Meanchey	0	15	6	0	0	0	0	0	0	0	41	8	0	50	6	0	3	2	0	0	0	0	0	0
	Total in Preah Vihear	0	15	6	0	0	0	0	0	0	0	41	8	0	50	6	0	3	2	0	0	0	0	0	0
13 - Prey Veng																									
50	Neak Loeung	N/A																							
51	Prey Veng	N/A																							
52	Kamchay Mea	N/A																							
53	Kampong Trabek	N/A																							
54	Preah Sdach	N/A																							
55	Mesang	N/A																							
56	Pear Rang	N/A																							
	Total in Prey veng	0	0	0	0	0	0	0	0	0	0	0	0	0	0	0	0	0	0	0	0	0	0	0	0
14 - Pursat																									
57	Sampov Meas	0	0	0	0	0	0	0	0	0	0	12	0	0	0	0	0	0	0	0	0	0	0	0	0
58	Bakan	0	2	0	0	0	0	0	0	0	0	61	0	0	18	0	0	0	1	0	1	0	0	0	0


76	Tropeang Brasath	0	0	0	0	0	0	0	0	0	0	45	0	0	10	0	0	0	0	0	0	0	0	0	0	0	
77	Chongkal	0	0	0	0	0	0	0	0	0	0	9	6	0	0	0	0	0	0	0	0	0	0	0	0	0	
	Total in Oddor Meanchey	0	0	0	0	0	0	0	0	0	0	54	6	0	28	0	0	0	0	0	0	0	0	0	0	0	
22 - Pailin																											
78	Pailin	0	1	0	0	0	0	0	0	0	0	20	0	0	28	0	0	0	0	0	1	0	0	0	0	0	
	Total in Pailin	0	1	0	0	0	0	0	0	0	0	20	0	0	28	0	0	0	0	0	1	0	0	0	0	0	
23 - Kep																											
79	Kep	N/A																									
	Total in Kep	0	0	0	0	0	0	0	0	0	0	0	0	0	0	0	0	0	0	0	0	0	0	0	0	0	
24 - Senmonorom																											
80	Senmonorom	N/A																									
	Total in Mondulkiri	0	0	0	0	0	0	0	0	0	0	0	0	0	0	0	0	0	0	0	0	0	0	0	0	0	
Province/City STI/RTI by Operational Districts (OD)		Men (New Cases)/Syndrome										Low Risk Women (New Cases) /Syndrome															
		Urethral discharge			Genital Ulcer			Genital warts			Vaginitis			Vaginitis + cervicitis			Pelvic Inflammatory Disease (PID)			Genital ulcer			Genital warts				
		< 15	15-49	≥ 50	< 15	15-49	≥ 50	< 15	15-49	≥ 50	< 15	15-49	≥ 50	< 15	15-49	≥ 50	< 15	15-49	≥ 50	< 15	15-49	≥ 50	< 15	15-49	≥ 50	< 15	15-49
Total	11	226	16	1	59	3	0	1	0	20	1665	133	50	958	85	4	58	9	0	3	5	0	0	0	0	0	0

Seen and Approve
Director of NCHADS




Dr. Ouk Vichea

Phnom Penh, 16 May 2022
Chief of Data Management Unit



Dr. Kaoeun Chetra

Phnom Penh, 16 May 2022
Checked By STI-RTI Unit



Dr. Lon Say Heng

Phnom Penh, 16 May 2022
Prepared by



Mr. Long Vicheth